





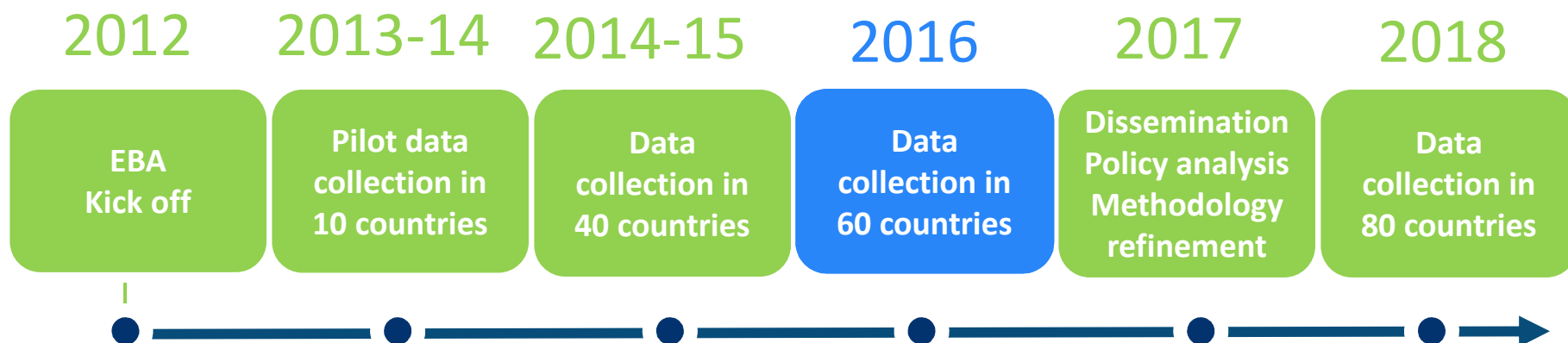
# ENABLING THE BUSINESS OF AGRICULTURE



**WORLD BANK GROUP**

Corporate Council on Africa  
Washington, D.C.  
*October 20, 2016*

# EBA: genesis and timeline



DANIDA

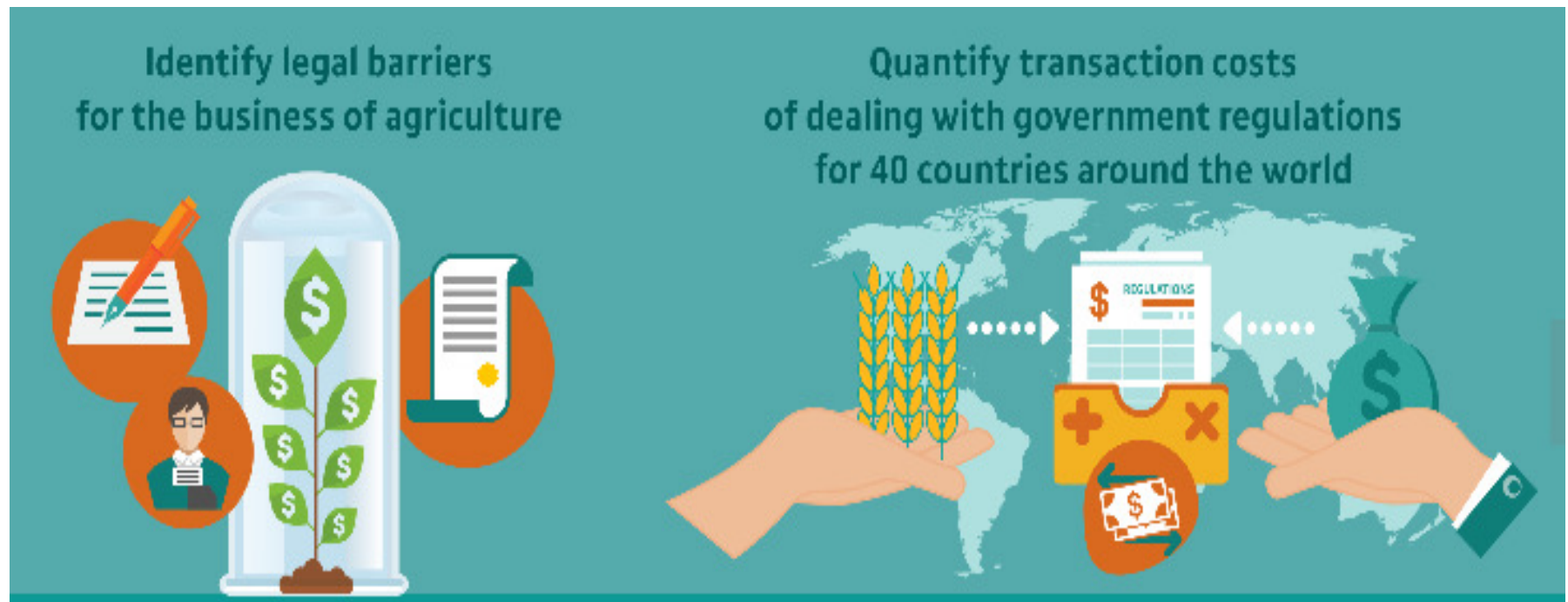


Government of the Netherlands

BILL & MELINDA GATES foundation



# A tool for improved policymaking




EBA can inform policymaking and **trigger reforms** based on cross-country benchmarking




# Benchmarking the agribusiness value chain




Land




Water




Livestock



ICT




Gender



Env. Sust.

TOPICS UNDER  
DEVELOPMENT



Seed



Fertilizer



Machinery



Finance



Markets



Transport

TOPICS  
SCORED IN  
EBA16

# Benchmarking 3 different dimensions

Operations  
(e.g. seed and  
fertilizer registration)

Quality control  
(e.g. tractor safety  
and standards)

Trade  
(e.g. cross-border  
transportation)



# 62 countries

## SUB-SAH AFRICA

Burkina Faso  
Burundi  
Cote D'Ivoire  
Ethiopia  
Ghana  
Kenya  
Mali  
Mozambique  
Niger  
Rwanda  
Sudan  
Tanzania  
Uganda  
Zambia

**Liberia**  
**Benin**  
**Malawi**  
**Cameroon**  
**Senegal**  
**Zimbabwe**  
**Nigeria**

## ECA

Bosnia-Herzegovina  
Georgia  
Kyrgyzstan  
Russia  
Tajikistan  
Turkey  
Ukraine

**Armenia**  
**Kazakhstan**  
**Romania**  
**Serbia**

## EAP

Cambodia  
Laos  
Myanmar  
Philippines  
Vietnam

**Korea DR**  
**Malaysia**  
**Thailand**

## OECD

Chile  
Denmark  
Greece  
Poland  
Spain

**Italy**  
**Korea**  
**Netherlands**

## SA

Bangladesh  
Nepal  
Sri Lanka

**India**

## LAC

Bolivia  
Colombia  
Guatemala  
Nicaragua

**Haiti**  
**Mexico**  
**Peru**  
**Uruguay**

## MENA

Jordan  
Morocco

**Egypt**



WORLD BANK GROUP

# Data collection

## Public Sector

- Ministries of Agriculture, Transport, Environment, Trade and Commerce, Information and Technology
- Central Bank, Financial Supervisory Authorities
- Customs, State Inspectors, Land Registries, Cadasters, Agricultural Research Institutes and others

## Private Sector

- Agricultural Input Companies (Fertilizer, Machinery, Seed, Irrigation)
- Trucking companies
- Freight forwarders
- Cooperatives and Farmers' associations
- Agricultural Holdings
- Mobile Network Operators
- Lawyers
- Commercial Bankers and Microfinance Institutions



# EBA 2016 Report

## Country scores

COUNTRY	SEEDS	FERTILIZER	MACHINERY	FINANCE	MARKETS	TRANSPORT
BANGLADESH	●	●	●	●	●	●
BOLIVIA	●	●	●	●	●	●
BOSNIA AND HERZEGOVINA	●	●	●	●	●	●
BURKINA FASO	●	●	●	●	●	●
BURUNDI	●	●	●	●	●	●
CAMBODIA	●	●	●	●	●	●
CHILE	●	●	●	●	●	●
COLOMBIA	●	●	●	●	●	●
CÔTE D'IVOIRE	●	●	●	●	●	●
DENMARK	●	●	●	●	●	●
ETHIOPIA	●	●	●	●	●	●
GEORGIA	●	●	●	●	●	●
GHANA	●	●	●	●	●	●
GREECE	●	●	●	●	●	●
GUATEMALA	●	●	●	●	●	●
JORDAN	●	●	●	●	●	●
KENYA	●	●	●	●	●	●
KYRGYZ REPUBLIC	●	●	●	●	●	●
LAO PDR	●	●	●	●	●	●
MALI	●	●	●	●	●	●
MOROCCO	●	●	●	●	●	●
MOZAMBIQUE	●	●	●	●	●	●
MYANMAR	●	●	●	●	●	●
NEPAL	●	●	●	●	●	●
NICARAGUA	●	●	●	●	●	●
NIGER	●	●	●	●	●	●
PHILIPPINES	●	●	●	●	●	●
POLAND	●	●	●	●	●	●
RUSSIAN FEDERATION	●	●	●	●	●	●
RWANDA	●	●	●	●	●	●
SPAIN	●	●	●	●	●	●
SRI LANKA	●	●	●	●	●	●
SUDAN	●	●	●	●	●	●
TAJIKISTAN	●	●	●	●	●	●
TANZANIA	●	●	●	●	●	●
TURKEY	●	●	●	●	●	●
UGANDA	●	●	●	●	●	●
UKRAINE	●	●	●	●	●	●
VIETNAM	●	●	●	●	●	●
ZAMBIA	●	●	●	●	●	●

Topic score > 85

Topic score > EBA average

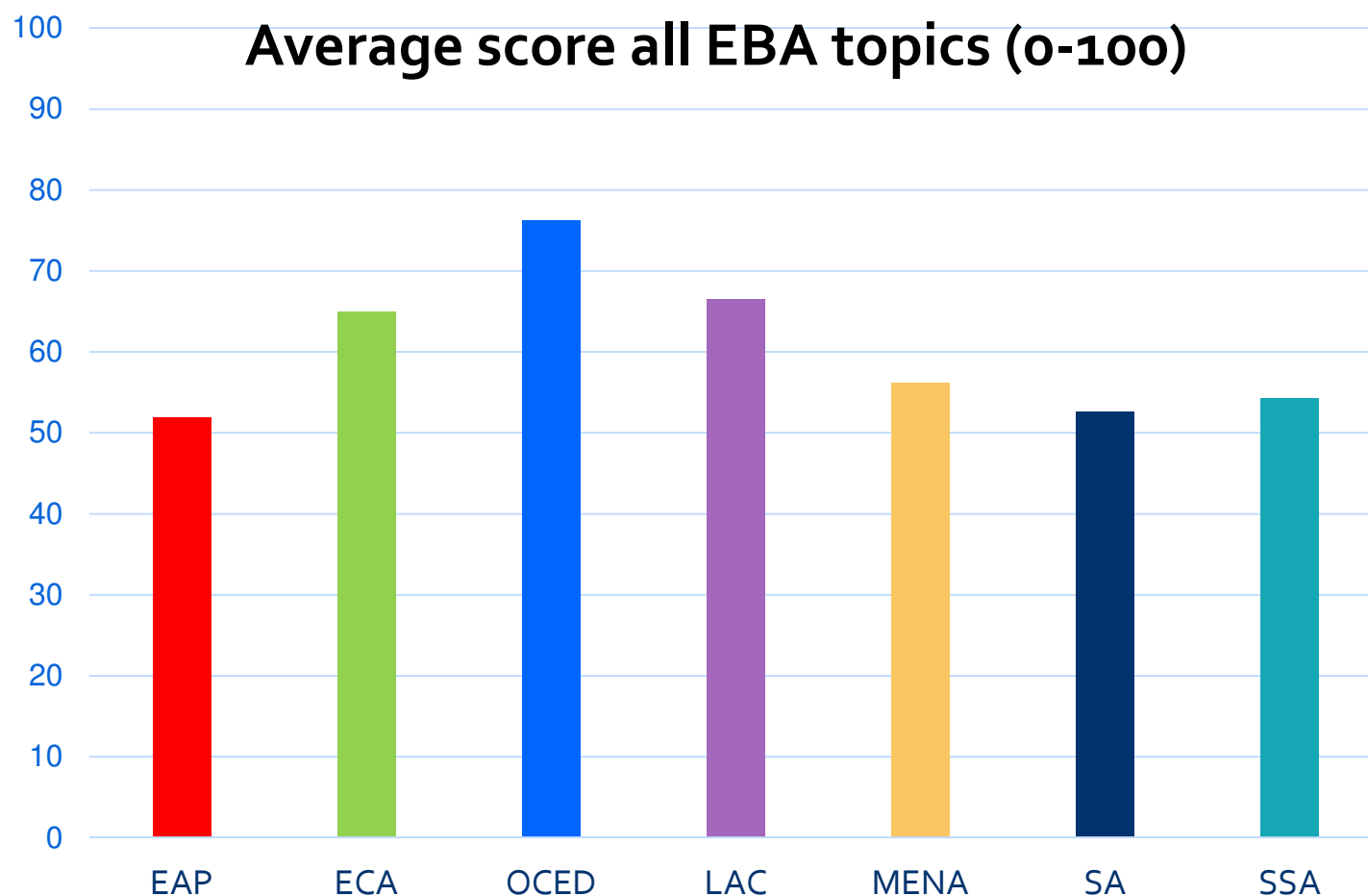
Topic score < EBA average

Topic score < 30

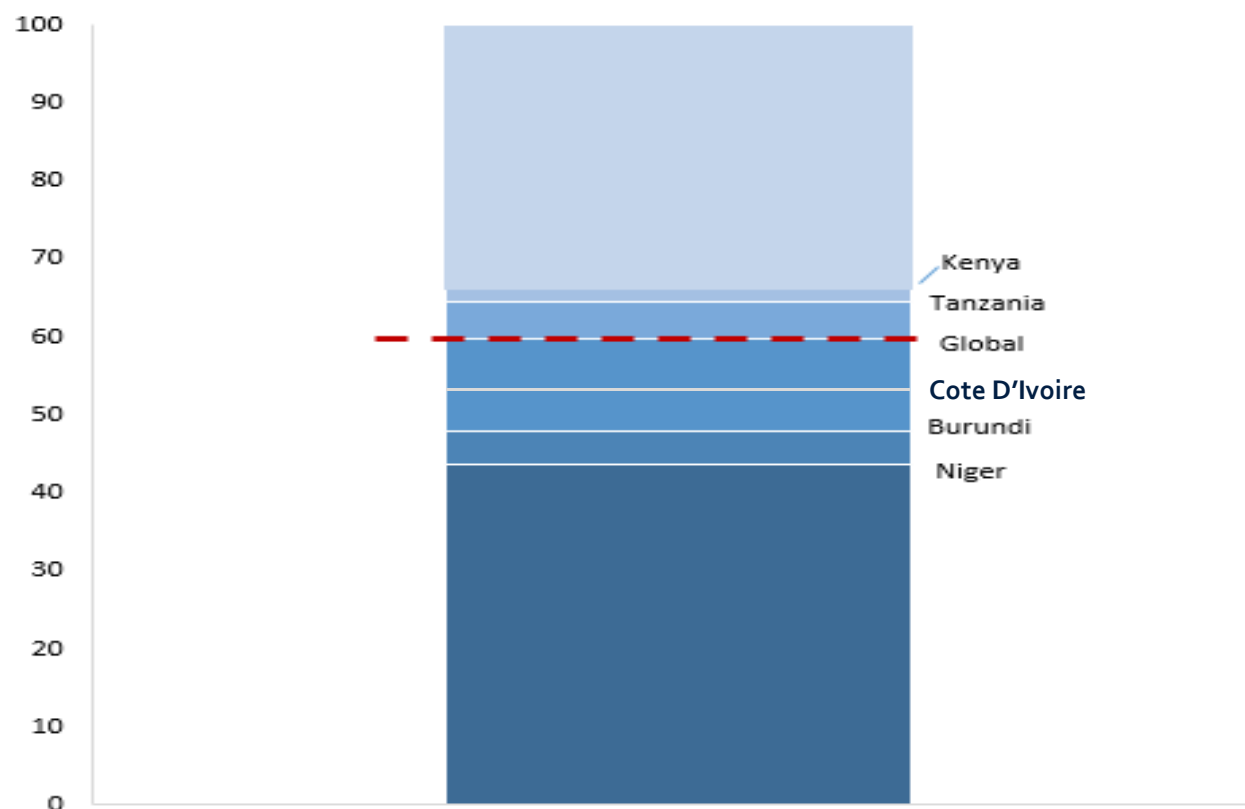


# EBA 2016 Report

## Regional scores



### Average score of EBA topics (0-100)

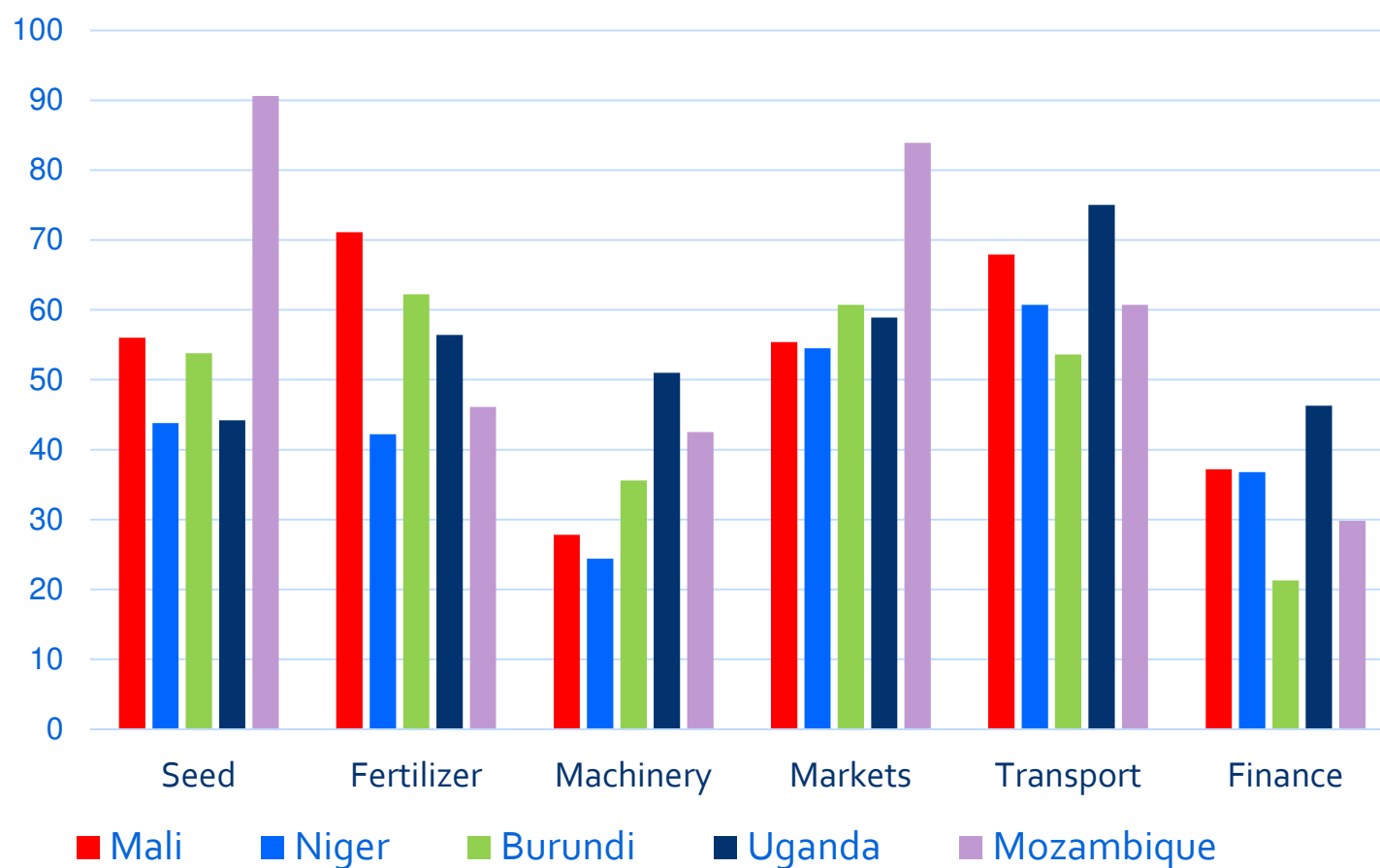


The score averages the scores of Fertilizer, Sees, Mechanization, Finance, Markets and Transport.

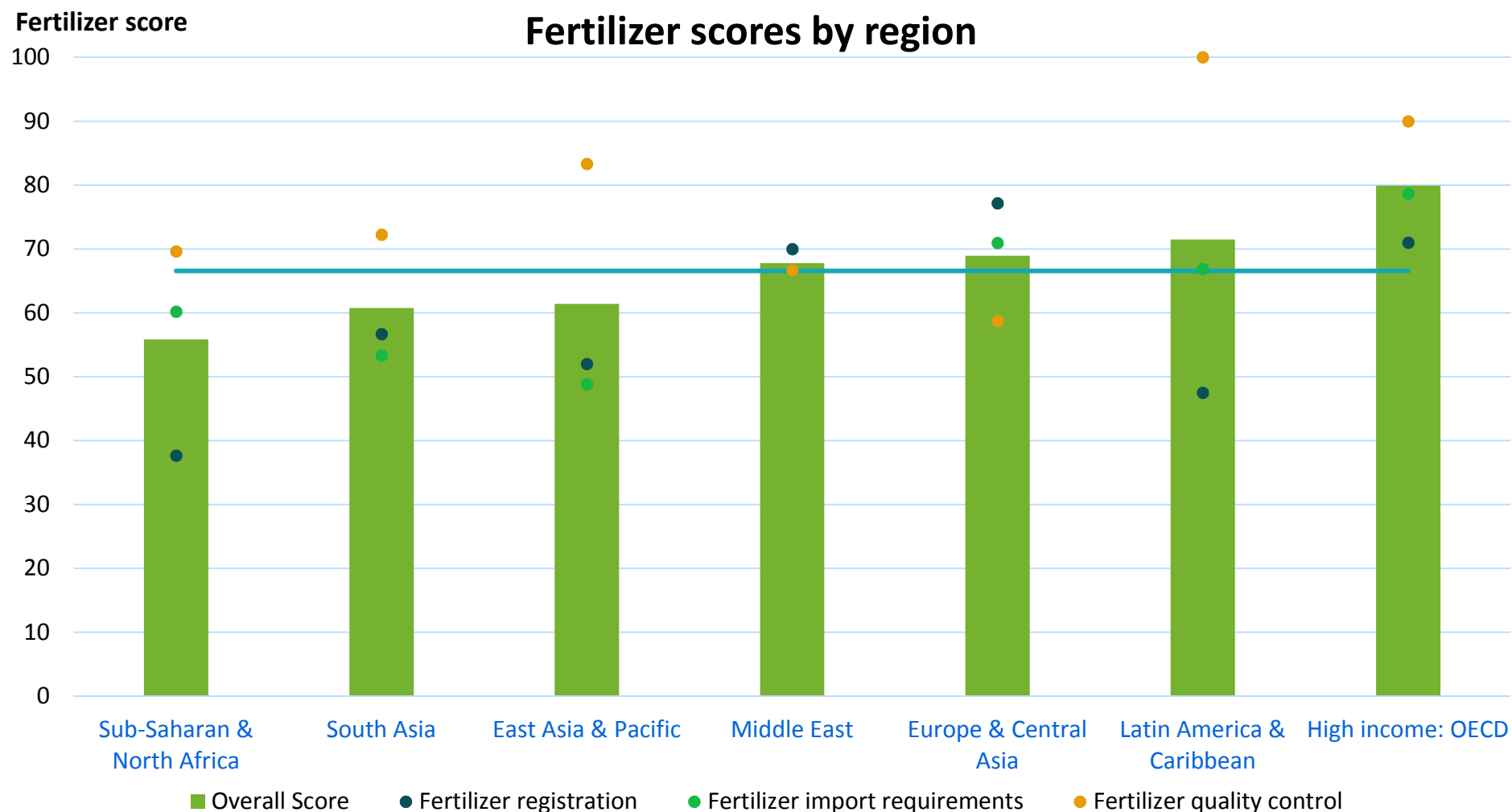
# EBA 2016 Report

Africa

Topic scores



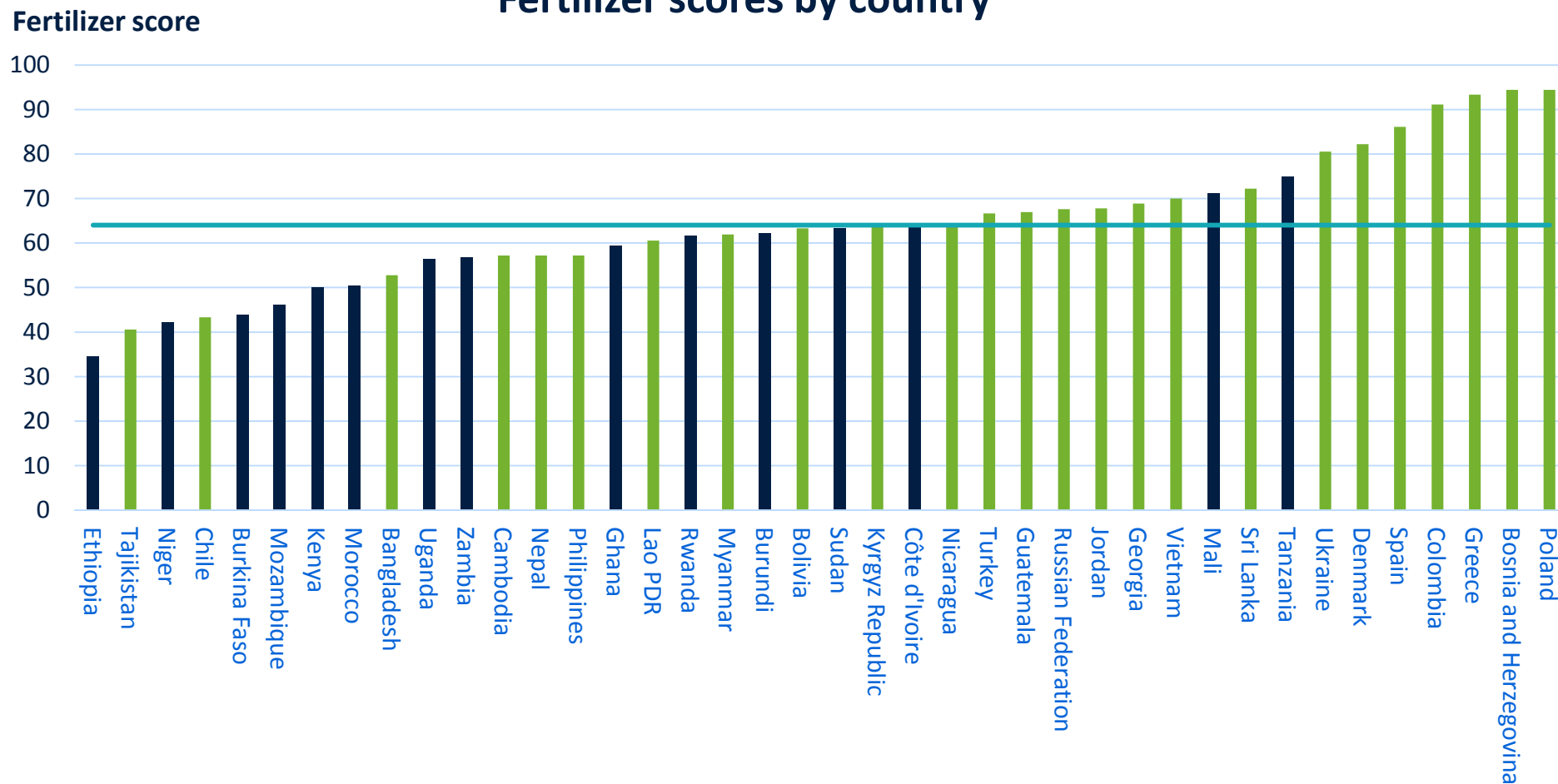
WORLD BANK GROUP



# EBA 2016 Report

## Fertilizer

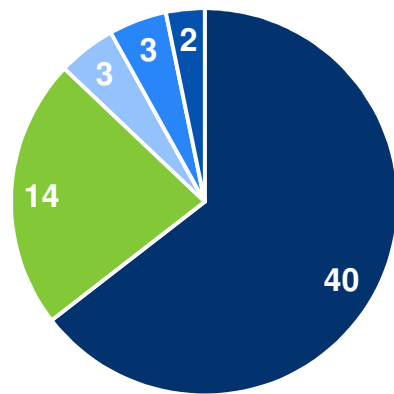
Fertilizer scores by country





# NEW Fertilizer EBA17 findings

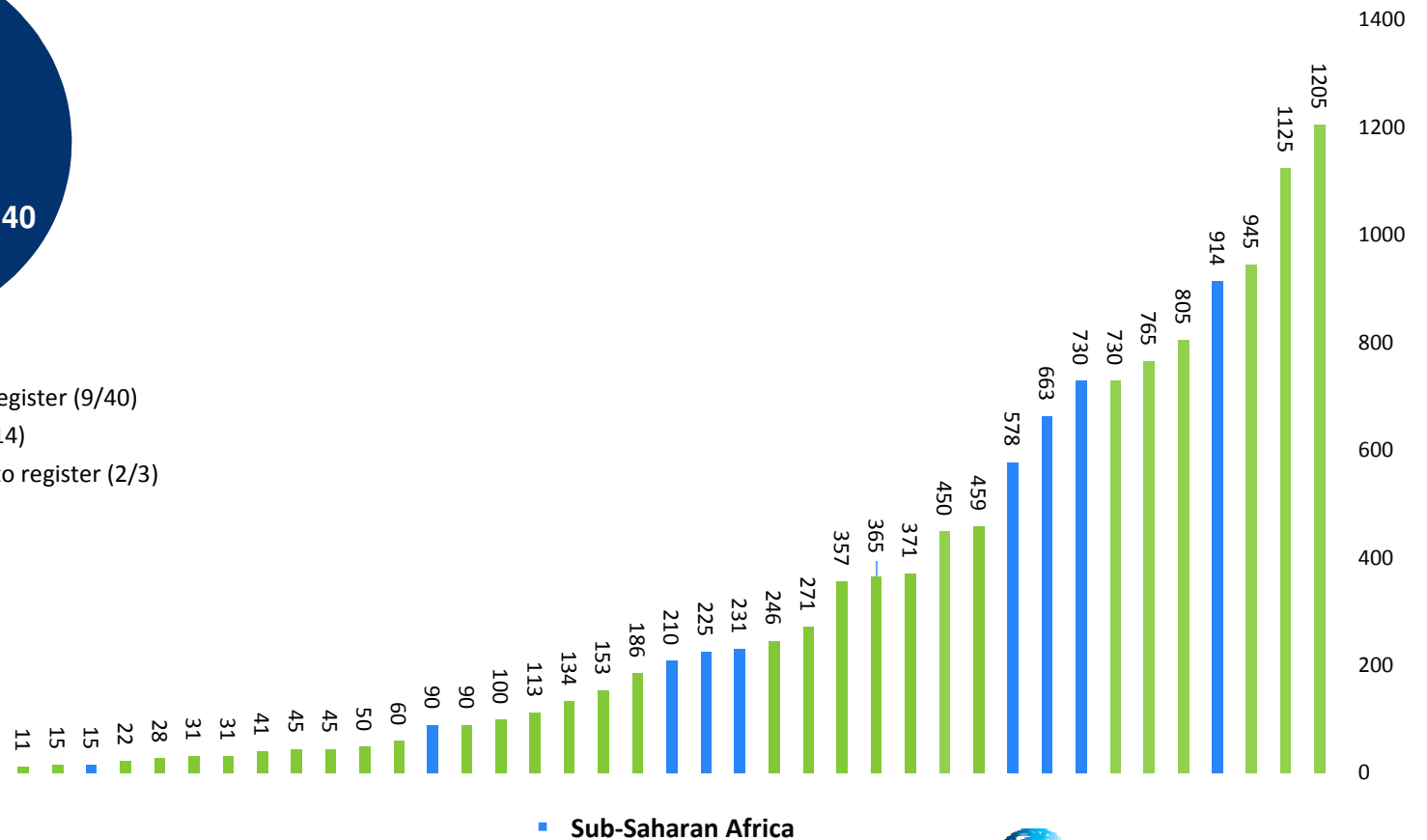
## Requirement to register



- Private sector required to register (9/40)
- No registration needed (8/14)
- Private sector not allowed to register (2/3)
- No practice (2/3)
- No Data (0/2)

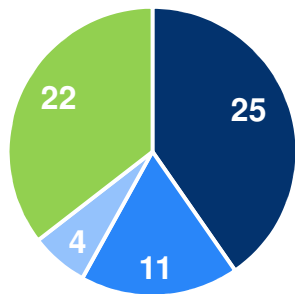
## Time to register a new fertilizer product

Calendar days



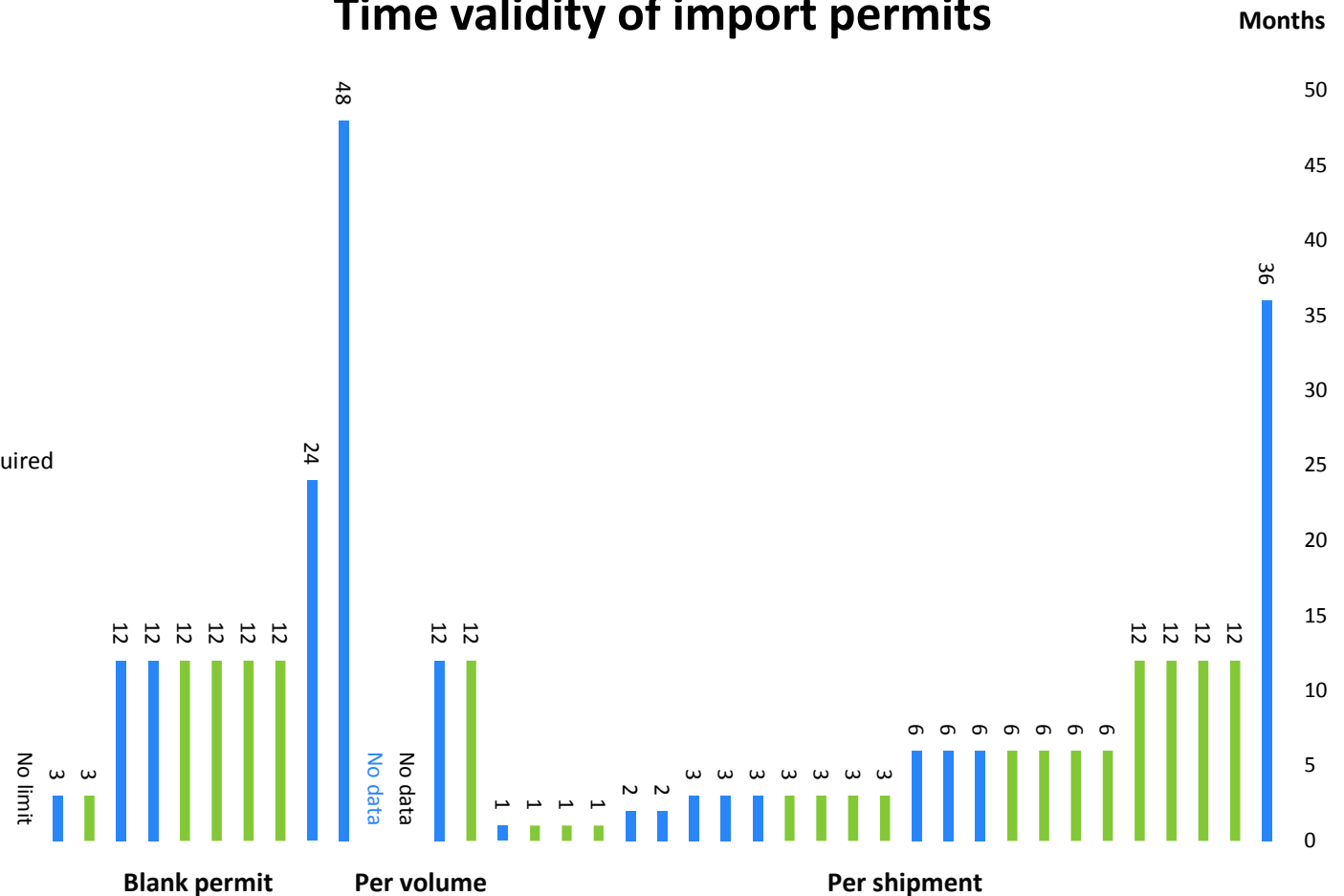
# NEW Fertilizer EBA17 findings

Import permit type

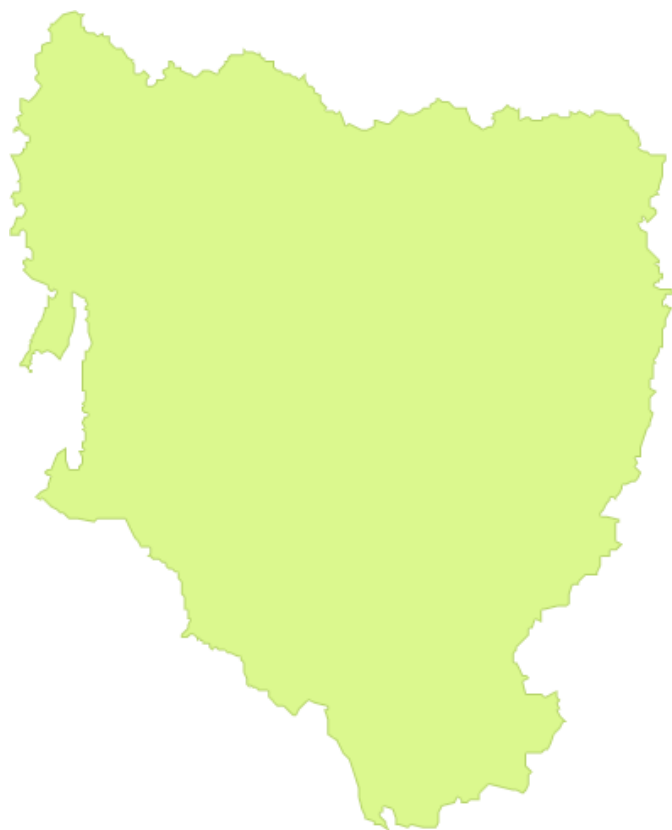


■ Per shipment  
 ■ Blank permit  
 ■ Per volume  
 ■ No permit required

Time validity of import permits



# EBA indicators are actionable



Fertilizer score 53

Adopting good-practices already in place in other African countries:

Catalogue online +6 points

Import permit 12 months +3 points

Penalties mislabeled bags +5 points




Fertilizer score 67


# Benchmarking the agribusiness value chain




Land



Water




Livestock



ICT




Gender



Env. Sust.

TOPICS UNDER  
DEVELOPMENT



Seed



Fertilizer



Machinery



Finance



Markets



Transport

TOPICS  
SCORED IN  
EBA16

# Agricultural Machinery indicators

Tractor  
Import  
Requirements

Tractor  
Registration  
and Operation

Tractor  
Testing and  
Standards

[New in EBA17 Survey]

Tractor Hire  
Services and  
Financing

[New in EBA17 Survey]

Increasing  
Women's Use  
of Tractors



WORLD BANK GROUP



# Land indicators

## EFFECTIVENESS

Cost of conducting a survey

Freedom and security of contracting

## TRANSPARENCY

Procedural safeguards in case of expropriation

Relevance of land records

Public/state land management

## INCLUSION

Registration of group rights

Gender disaggregation of land records



WORLD BANK GROUP

# Seed indicators

Seed development:  
Encouragement of  
plant breeding

Registration:  
Evaluation and  
registration of  
new varieties

Quality control  
and assurance  
[New in EBA17 Survey]

# Livestock Medicinal Products indicators

Registering  
Livestock  
Medicinal  
Products

Importing

[New in EBA17 Survey]

Labeling &  
Sale

# Water indicators

Water  
Abstraction  
and Use  
Permits

Water User  
Organizations  
(WUOs)

[New in EBA17 Survey]

Water  
Resources  
Management



WORLD BANK GROUP

# ICT indicators

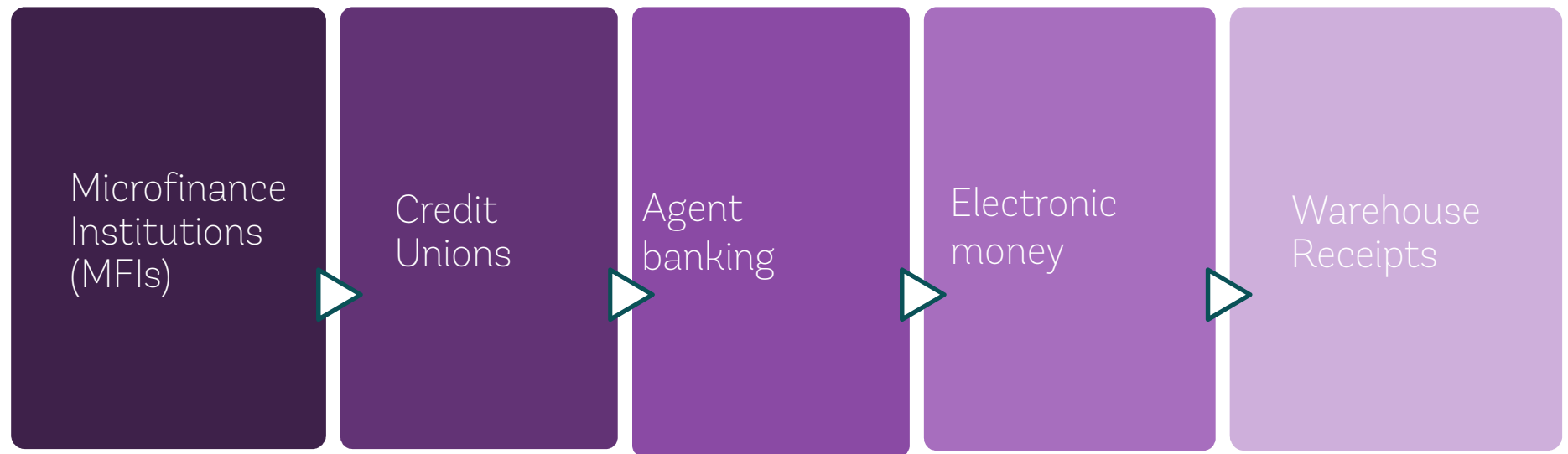
Licensing  
regimes

Government  
strategies

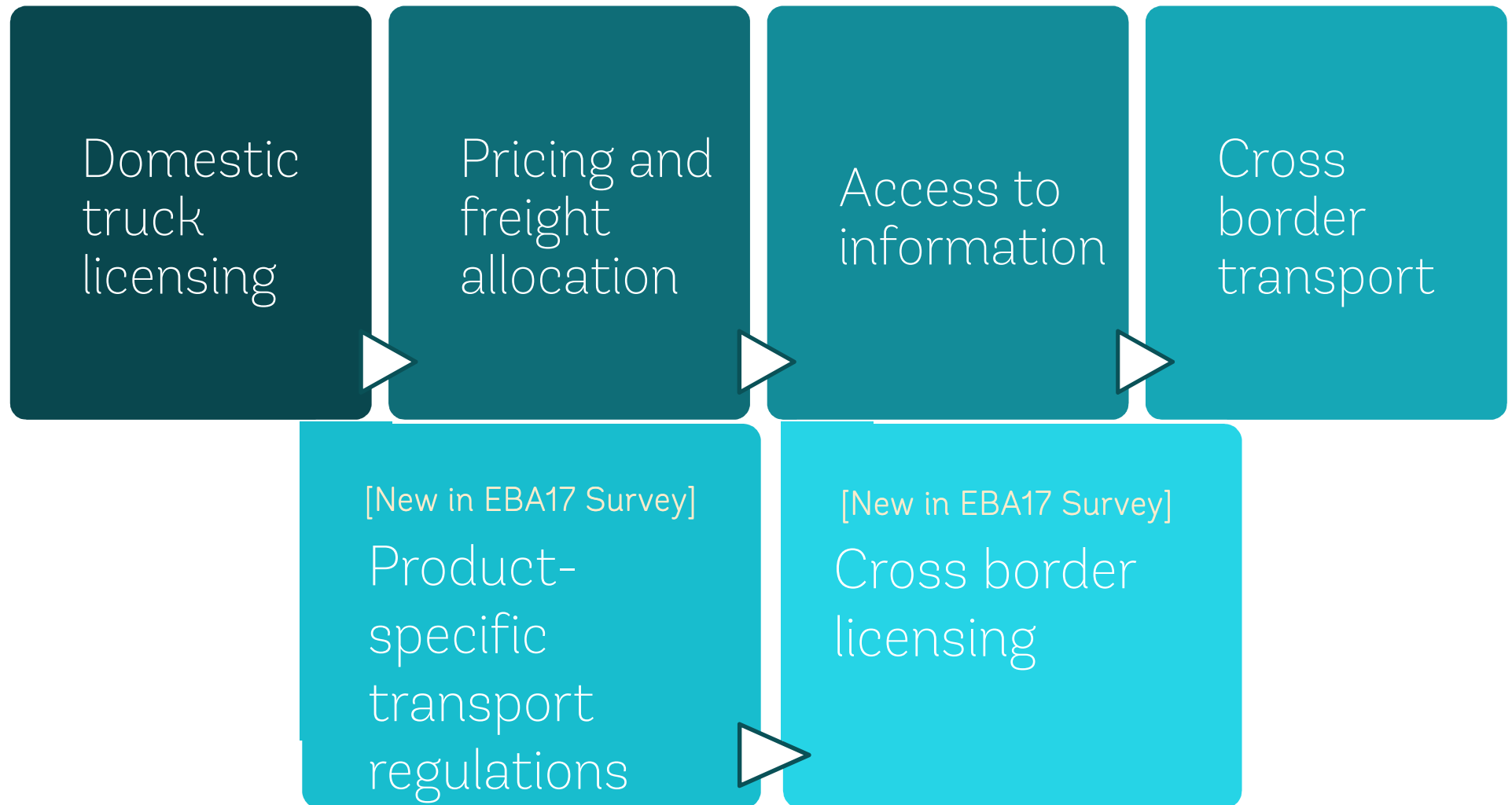
[dropped in EBA2017]  
Agricultural  
e-extension  
services



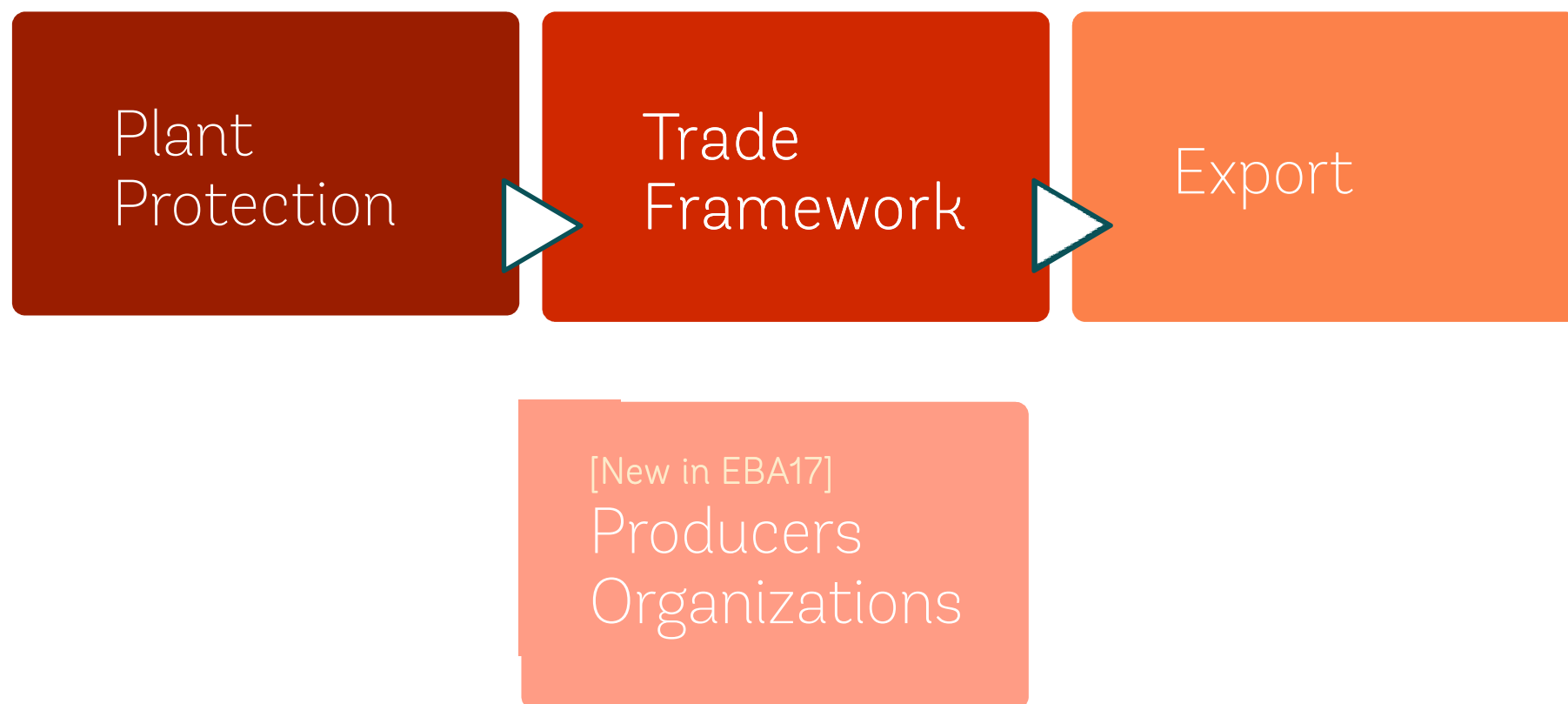
# Finance indicators



# Transport indicators




# Markets indicators



# Environment indicators

Diversity of  
Plant Genetic  
Resources

Sustainable  
water resources  
management



[New in EBA17 Survey]

Soil health +  
Economic incentives for  
sustainable practices

# EBA 2017 Gender agenda



Availability of sex-disaggregated data



Women's employment and activity



Women's participation and leadership in collective groups



Government and private sector initiatives to include and empower women



# EBA 2016 Report

Indicator Data - Enabling t... x +

eba.worldbank.org/data/exploretopics/fertilizer

TOPICS

Research / EBA Home / Topic

## Enabling the Business of Agriculture

EBA Home

Data by Country >

Data by Indicator >

Methodology

Reports

About Us

### Fertilizer

The *Enabling the Business of Agriculture* fertilizer indicators measure laws and regulations related to registration, import, and quality control of fertilizer products. They address factors important to importing and selling fertilizer products, farmers using quality fertilizer products to increase their yields, and governments pursuing regulations that ensure the quality of products and effectiveness of fertilizer.

Search records

Showing 1 to 40 of 40 results

Show entries 40 ▾

Economy	Topic Score	Fertilizer registration (0-100)	Number of procedures to register a new fertilizer	Time to register a new fertilizer
<a href="#">Denmark</a>	82.2	80	2	3
<a href="#">Ethiopia</a>	34.4	20	N/A	N/A
<a href="#">Georgia</a>	68.9	90	5	76
			4	25
			7	21
			2	105
<a href="#">Jordan</a>	67.8	70	3	36
<a href="#">Kenya</a>	50.0	0	N/A	N/A
<a href="#">Kyrgyz Republic</a>	63.9	75	5	730
<a href="#">Lao PDR</a>	60.6	45	4	No data

## ENABLING THE BUSINESS OF AGRICULTURE 2016

COMPARING REGULATORY GOOD PRACTICES



WORLD BANK GROUP



# ENABLING THE BUSINESS OF AGRICULTURE



Thank you