Progress in the implementation of ICP interim activities and 2017 cycle

Second Governing Board Meeting
September 15, 2017
World Bank, Washington, DC

International Comparison Program

Outline

- United Nations Statistical Commission Sessions
- ICP Comparisons [2011-2017]
- Number of Participating Countries
- ICP 2017 Timetable
- Governance Meetings
- Capacity Building Activities
- Operational Materials
- International Conferences and Seminars
- Knowledge and Outreach
- Budget and Funding Sources

United Nations Statistical Commission Sessions

48TH SESSION OF THE UNSC, NEW YORK, MARCH 2017

- Expressed its satisfaction with the governance, technical, capacity building, advocacy and funding activities undertaken thus far
- Endorsed the governance framework and the composition of the Governing Board
- Urged participating countries to integrate ICP activities within their regular work program to ensure a sustainable and a truly permanent program
- Stressed the need for promoting the use of ICP data for policy making

49TH SESSION OF THE UNSC, NEW YORK, MARCH 2018

- Report of the World Bank on the ICP planned for submission in November 2017

ICP Comparisons [2011-2017]

Region	ICP 2011	Interim	2017 Cycle
Africa	2011	2015-16[1]	2017
Asia	2011	2015-16[2]	2017
CIS	2011	2014[3]	2017
LAC	2011	-	2017
Western Asia	2011	2016[4]	2017
Eurostat-OECD	Regular PPP program		
Pacific	2011	-	Under discussion

[1] Assessment of usability and quality is still underway.
[2] Final results are expected in Q1 2018.
[3] Final results were published in September 2017.
[4] Region had previously published extrapolated results for 2012-2013, together with the final results of ICP 2011, in May 2015. Final results for 2016, together with retropolated results for 2014-2015, are expected in Q2 2018.

Number of Participating Countries

Region	ICP 2011	Interim	2017 Cycle[3]
Africa	50	47	51
Asia	23	20	22
CIS	9	8	8
LAC	39	-	34
Western Asia	12	11	14[4]
Eurostat-OECD	47	47	51[5]
Singleton[1]	2	-	-
Dual participation[2]	(3)	(4)	(4)
Total	179	129	176

[1] Singleton countries include Georgia and Iran in the ICP 2011

[2] Dual participation countries include Egypt, Russia and Sudan in the ICP 2011; and Egypt, Morocco, Russia and Sudan in the Interim Period and the 2017 Cycle

[3] The participation of 20 Pacific Islands in the 2017 cycle is yet to be confirmed; coordination efforts are underway with the Australian Bureau of Statistics

[4] This figure includes Iran, which will be linked through the Western Asia comparison

[5] This figure includes Georgia and Ukraine, which will be linked through the Eurostat comparison

ICP 2017 Timetable: Survey Schedule (1)

Region / Survey	2016				2017				2018			
	Q1	Q2	Q3	Q4	Q1	Q2	Q3	Q4	Q1	Q2	Q3	Q4
Household Consumption												
Africa												
Asia												
CIS												
LAC												
Western Asia								FET				
Eurostat-OECD		HG		TRH		SE		FH		FDT		PA
Housing (Rentals and Volume)												
Africa										2017		
Asia									R2017		V2017	
CIS									2017	2017	2017	2017
LAC									R2017	V2017		
Western Asia						R2017		R2017				
Eurostat-OECD						R2017				V2017		

Acronyms: Fast evolving technology (FET); House and Garden (HG); Transport, Restaurants and Hotels (TRH); Services (SE); Furniture and Health (FH); Food, Drinks and Tobacco (FDT); Personal Appearance (PA); Rentals (R); Volume (V)

ICP 2017 Timetable: Survey Schedule (2)

Region / Survey	2016				2017				2018			
	Q1	Q2	Q3	Q4	Q1	Q2	Q3	Q4	Q1	Q2	Q3	Q4
Machinery and Equipment												
Africa									2017	2017		
Asia									2017			
CIS							2017	2017				
LAC										2017		
Western Asia								2017				
Eurostat-OECD							2017					
Construction												
Africa									2017	2017		
Asia									2017			
CIS							2017	2017				
LAC											2017	
Western Asia							2017					
Eurostat-OECD							2017					

ICP 2017 Timetable: Government & Expenditures

Region / Survey	2017				2018				2019			
	Q1	Q2	Q3	Q4	Q1	Q2	Q3	Q4	Q1	Q2	Q3	Q4
Government												
Africa								2017				
Asia						2017	2017					
CIS						2017	2017					
LAC						2017						
Western Asia		2017										
Eurostat-OECD				2017								
National Accounts Expenditures												
Africa	■	■	■	■	■	■	■	■	■	■	■	
Asia	■	■	■	■	■	■	■	■	■	■	■	
CIS		■	■	■	■	■	■	■	■	■	■	
LAC					■	■	■	■	■			
Western Asia	■	■	■	■	■	■	■					
Eurostat-OECD	■	■	■	■	■	■	■					

ICP Timetable: Results and Publications

Region / Survey	2017				2018				2019			
	Q1	Q2	Q3	Q4	Q1	Q2	Q3	Q4	Q1	Q2	Q3	Q4
Global PPP time series for the years 2012-2016												
									PR		PR	FR+P
Regional 2017 results												
Africa											PR	FR+P
Asia											PR	FR+P
CIS[1]												PR+P
LAC											PR	FR+P
Western Asia											PR	FR+P
Eurostat-OECD[2]												PR+P
Global 2017 results												
									PR		PR	FR+P

Acronyms: Preliminary Results (PR), Final Results (FR), Publication (P)

[1] CIS plans to release its final regional results in April 2020

[2] Eurostat-OECD plans to release its final results in December 2021

Governance Meetings

INTER-AGENCY COORDINATION GROUP

2nd Meeting: Washington, September 27-29, 2016

- Reviewed status of regional and global preparations, discussed the 2017 operational materials and research agenda

3rd Meeting: New York, March 5, 2017

- Discussed the recent governance and operational activities, and finalization of operational materials for the ICP 2017 cycle

4th Meeting: Washington, October 23-28, 2017 [Planned]

TECHNICAL ADVISORY GROUP

1st Meeting: Princeton, May 24, 2017

- Set forth the proposed ICP Research agenda and established ICP Task Forces

Capacity Building Activities

REGIONAL WORKSHOPS

Africa	Asia	CIS	LAC	Western Asia
2	3	3	2	5

COUNTRY WORKSHOPS

- Workshop on sub-national PPPs, South Africa, August 2017
- Meeting on Tunisia's and Libya's participation in the ICP, Tunisia, June 2017
- National ICP training workshop, China, May 2017
- Training of trainers on the ICP, Myanmar, April 2017
- Training workshop on sub-national PPPs, India, February 2017
- Meeting on Georgia's participation in the ICP, Georgia, February 2017
- Meeting on Ukraine's participation in the ICP, Ukraine, February 2017
- Meeting on Iran's participation in the ICP, Turkey, September 2017
- Workshop on sub-national PPPs for Egypt and Sudan, Egypt, May 2016
- Workshops on sub-national PPPs, UAE, February/April/August 2016

Operational Materials

MATERIALS FOR THE INTERIM PERIOD (circulated Nov 2015)

- Updated and enhanced Global Core Lists and survey forms covering all GDP components, to allow for linking interim regional into a global set of results

MATERIALS FOR THE ICP 2017 CYCLE (circulated Dec 2016/May 2017)

- Revised ICP classification to align with SNA2008
- Updated and enhanced Global Core Lists and survey forms covering all GDP components
- Revised national accounts country practices questionnaire and survey framework questionnaire

International Conferences and Seminars

- The Future of Price Statistics, USA, March 2016
- Group of Experts on Consumer Price Indices, Switzerland, May 2016
- PPP Research Agenda and Poverty PPPs meeting, USA, May 2016
- European Conference on Quality and Official Statistics, Spain, May/June 2016
- Annual Bank Conference on Development Economics, USA, June 2016
- Sub-national PPPs, and Real GDP and Living Condition Comparisons, China, October 2016
- 15th Conference of the IAOS, UAE, December 2016
- Global Poverty ICP/PPP Workshop, USA, February 2017
- World Bank Poverty Week, USA, July 2017
- 61st ISI World Statistics Congress, Morocco, July 2017

Knowledge Materials

E-learning Course [2017]

Papers

ICP Video Tutorials

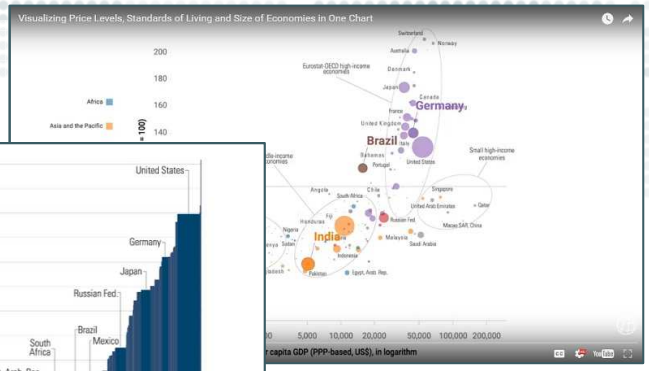

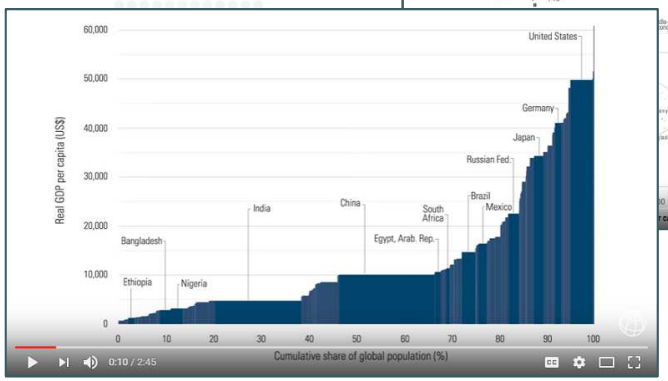

Leaflet

Outreach Activities

New Website

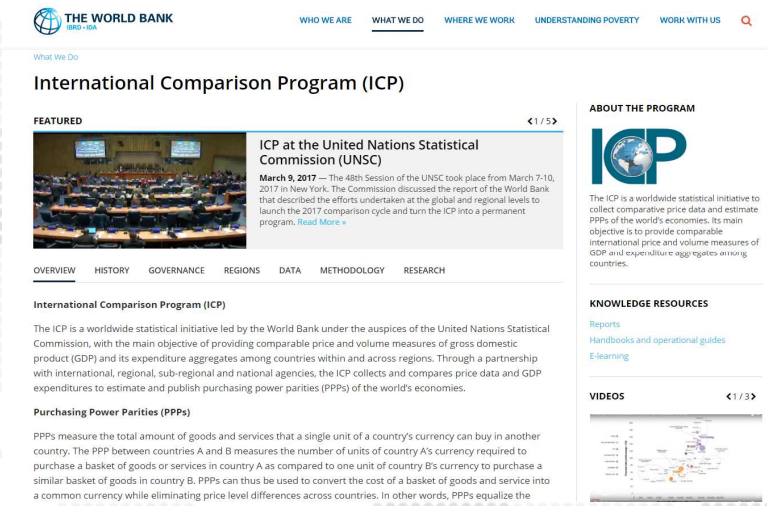

Newsletter

Blog Posts

Uses (Reports, Articles)

ICP Golden Jubilee [2018]

- The ICP was established in 1968 as a joint venture of the United Nations and the University of Pennsylvania, with financial contributions from the Ford Foundation and the World Bank

- 2018 marks the 50th anniversary of the ICP. Special events will be organized to celebrate this milestone. Suggestions include:
  - ICP Golden Jubilee reception around the 49th Session of the UNSC, New York, March 2018
  - ICP event around the TAG meeting, Washington, May 2018
  - Regional celebrations around major statistical events in every region

Budget

ICP 2017 Cycle (millions of USD)*		
Global program	5.9	24%
ICP-Africa	4.1	17%
ICP-Asia	2.5	10%
ICP-CIS	1.0	4%
ICP-LAC	1.5	6%
ICP-Western Asia	1.0	4%
Eurostat-OECD program	8.5	35%
Total	**24.5**	**100%**

*** Figures do not include National Implementing Agencies' contributions**

Funding Sources

ICP 2017 Cycle (millions of USD)*		
World Bank	1.80	7%
DFID	4.70	19%
IMF	0.90	4%
AFDB	4.10	17%
ADB	2.50	10%
CIS-STAT	0.25	1%
UN-ECLAC	0.50	2%
UN-ESCWA	0.25	1%
Eurostat	7.50	31%
OECD	1.00	4%
Deficit	1.00	*4%*
Total	**24.50**	**100%**

*** Figures do not include National Implementing Agencies' contributions**

ICP 2017 Cycle Risk Register

Second Governing Board Meeting
September 15, 2017
World Bank, Washington, DC

International Comparison Program

Risk Register: National Risks

Risks	Mitigation Measures
Unstable geopolitical situation and natural disasters	Difficult to mitigate
Other statistical priorities underway	Difficult to mitigate
Insufficient capacity	Increased technical assistance by regional and global agencies
Low perception of value by policy-makers/decision-makers	Dedicated Task Force to develop an advocacy document
Treating the ICP as an ad-hoc program	Increased advocacy to integrate ICP in the work program of national agencies
Inadequate funding	Increased fund-raising efforts at all levels

Risk Register: Regional Risks

Risks	Mitigation Measures
Insufficient specialized technical expertise	Enlisting specialized technical experts to support regional teams
Frequent change in personnel affecting overall capacity	Succession planning in regional agencies
Channeling funds to countries	Diligent follow up and efforts by regional agencies
Continued perception that ICP is an ad-hoc program	Increased advocacy to integrate ICP in the work program of regional agencies
Funding deficit and sustainability	Increased fund-raising efforts by regional agencies

Risk Register: Global Risks

Risks	Mitigation Measures
Delay in release of results	Diligent monitoring of timetable and progress in all regions
Limited usability of results due to low quality/comparability	Dedicated Task Forces to compute results and assess their quality
Low perception of value by stakeholders and donors	Stronger value proposition, openness, and advocacy efforts
Channeling funds to regions	Looking for alternative World Bank instruments to channel funding
Funding deficit and sustainability	Increased fund-raising efforts

THANK YOU