



Will Water Constrain Our Energy Future?



Water – Energy Interdependence

energy needs **water**

Energy production
processes require
water

- hydropower
- thermoelectric cooling
- power plant operations
- fuel extraction and refining
- fuel production

water needs **energy**

Water production, processing,
distribution, and end-use require
energy

- extraction
- treatment
- transportation



Why is the energy-water issue important?

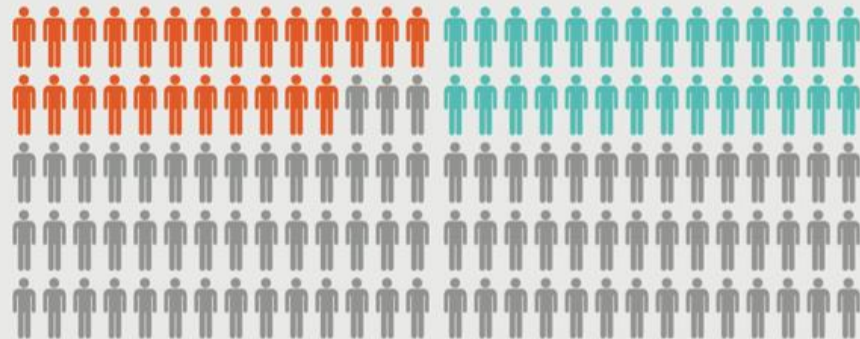
Of the 7 Billion people on Earth today,

2.5 Billion have unreliable or no access to electricity

Source: EIA, 2012

2.8 Billion live in areas of high water stress

Source: WWAP, 2012




By 2035, energy consumption will increase by

35%

which will increase water consumption by

85%



Source: EIA 2012

Increasing pressure on **finite water resources**

→ **Water scarcity is increasing** as demand for water intensifies with population and economic growth

→ **Climate change is exacerbating** water and energy challenges

the energy poor are often also water poor



Access to an improved water source
(% of total population)

Access to an improved water source vs access to electricity



Improved water source (% of population with access)
39.70

100.00

Access to electricity
(% of total population)



Access to electricity (% of total population)
1.50

100.00

Energy sector needs water and is vulnerable to water issues

water risks for energy sector

Increased water temperatures

can prevent power plants from cooling properly

Decreased water availability

can affect thermal power plants, hydropower, and fuel extraction processes due to their large water requirements

Regulatory uncertainty

Sea level rise could impact coastal energy infrastructure

Water quality can impact energy operations if it is not regulated and managed adequately



Power plants shut down or decreased power generation



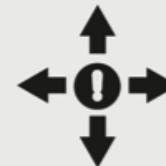
Hydropower capacity reduced



Permits to locate power plants or extraction facilities denied



Financial losses
CAPEX and operational costs increase



Social and political instability

the energy sector recognizes the magnitude of the issue



Impact on the world's top energy and power companies

Source: CDP Global Water Report, 2013



of energy companies



of energy companies



of power utility companies

Indicate that **water is a substantive risk** to business operations



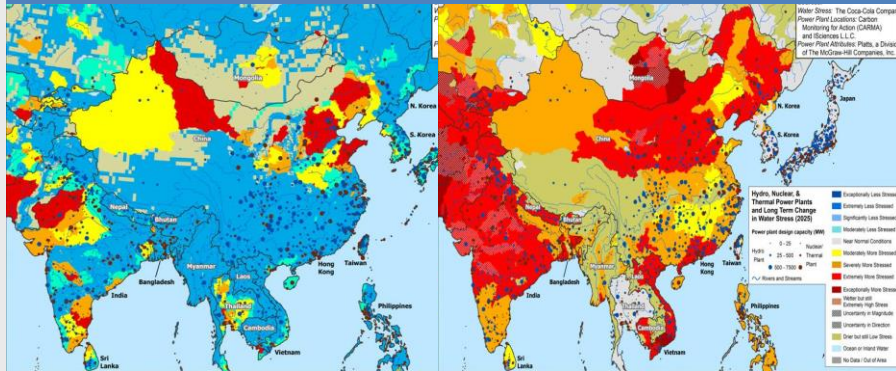
of power utility companies

Have experienced **water-related business impacts** in the past 5 years

However, the majority of companies surveyed do not appear to be planning corollary increases in the breadth and scale of their water risk management practices

Energy Services will be increasingly affected by the consequences of climate change

Water scarcity changes in Asia



SOURCE: WRI, 2012. The baseline water stress is defined as the ratio of total annual freshwater withdrawals for the year 2000, relative to expected annual renewable freshwater supply based on 1950–1990 climatic norms.

Projected changes in hydropower generation

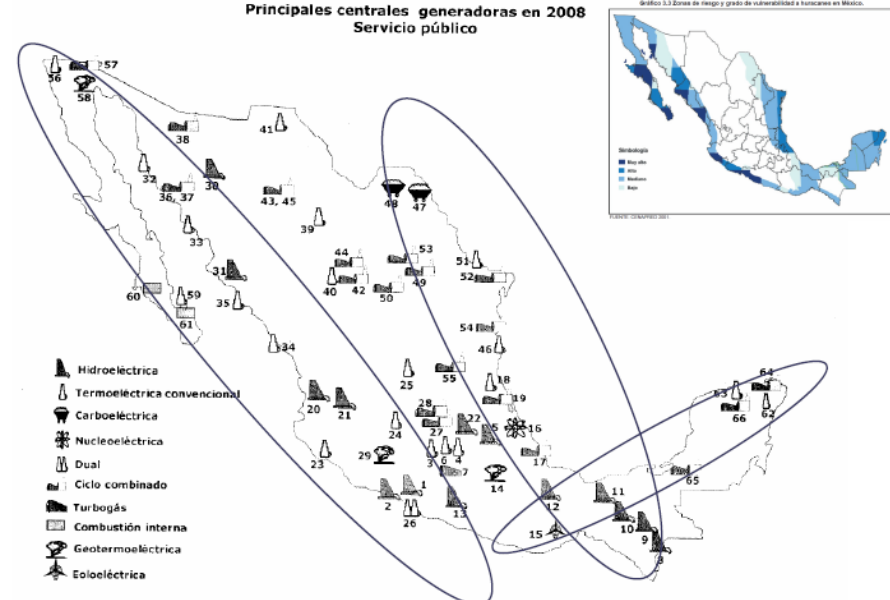
PROJECTED CHANGES IN HYDROPOWER GENERATION (2050)

- 0 to 12 999 kilowatts
- 13 000 to 62 000 kW
- 0 to -2999 kW
- 3000 to -8000 kW

Countries that rely on hydropower for 50% or more of their total power generation



Relative location of power plants vs. hurricane/typhoon zoning areas in Mexico




SOURCE: ESMAP PRESENTATION ON CLIMATE IMPACTS ON ENERGY SYSTEMS. NOVEMBER 16, 2010

Moreover...**water quality** can be an issue if not regulated/managed properly



Thermal pollution from once through cooling has adverse effects on ecosystem



Drainage from Abandoned coal mines



Fracking requires large amount of water and also generates waste water that needs to be treated

The energy-water challenge is already present and very real



Water shortages hit US power supply

Updated 10:54 20 August 2012 by Sara Reardon

OP-ED CONTRIBUTOR

Will Drought Cause the Next Blackout?

By MICHAEL E. WEBBER

Published: July 23, 2012 | 150 Comments

Austin, Tex.

China power crunch to worsen as drought slashes hydro

Recommend 6 people recommend this. Be the first of your friends.



Tweet 16

Share

Share this

Bloomberg Our Company | Professional | Anywhere

HOME QUICK NEWS OPINION MARKET DATA PERSONAL FINANCE TECH POLITICS SUSTAINABILITY

Asia Risks Water Scarcity Amid Coal-Fired Power Embrace

(Reuters) - The worst drought to hit central China in half a century has brought water levels in some of

as bayou floods Tue, May 17 2011
Japan keeps Fukushima

Bloomberg News

China, India Lack Water for Coal Plant Plans, GE Director Says

Connecticut nuclear power plant shut down one unit due to hot water from Long Island Sound

Published: Monday, August 20, 2012

Maharashtra: Parli power plant shuts down after severe water crisis

Reported by Rashmi Rajput, Edited by Amit Chaturvedi | Updated: February 17, 2013 17:33 IST

Tweet 40

+1 0

Recommend 16

Reddit this!

Submit

Mail

THE HINDU Business Line

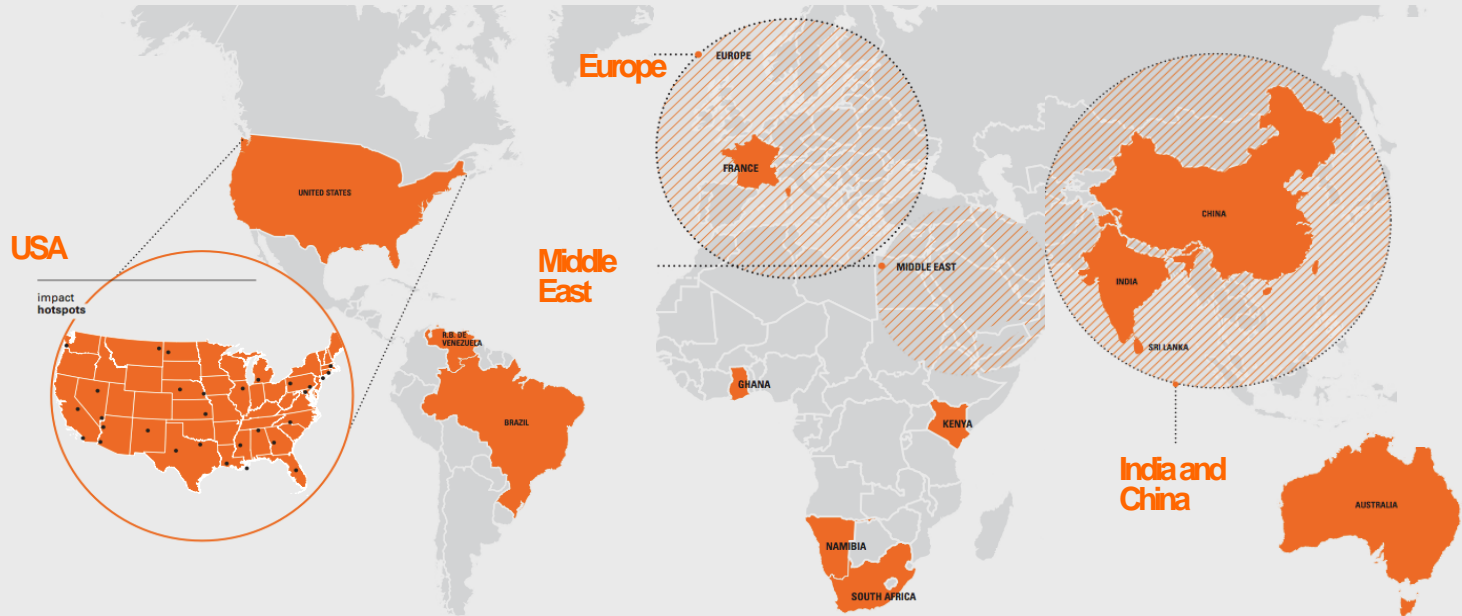
Home Companies Markets Industry & Economy News Opinion Features

Find Company: 2 3 A B C D E F G H I J K L M

'Water becoming a serious constraint for power generation'

The power plant has an installed capacity of 1130 MW.

Water constraints are presently impacting the energy sector



- In the **U.S.**, several power plants **have had to shut down or reduce power generation** due to low water flows or high water temperatures.
- **In India**, a thermal power plant recently had to **shut down** due to a severe water shortage.
- **France** has been forced to **reduce or halt energy production** in nuclear power plants due to high water temperatures threatening cooling processes during heat-waves.
- Recurring and prolonged droughts are **threatening hydropower** capacity in many countries, such as Sri Lanka, China and Brazil.



Water is not an isolated sector

We need to understand and quantify tradeoffs

Climate impact: Major increases in climate variability expected, with increased frequency of droughts and floods. Heaviest impact will be borne by the poorest, who are already underinvested in adaptation to current climate

Health and human settlements



- Changing settlement patterns, with a 2004-15 to see 40% increase in urban population without basic WSS access
- 80% of all people lacking WSS access in rural areas
- Half of urban water supplies are from groundwater with very little knowledge of hydrology
- Rapid urbanization

Lack of sanitation access can cost countries up to 6% of GDP

Food and agriculture



- 70% increase in food production will be required in 40 years (with it already 70% of withdrawals)
- Half the world's food is grown on groundwater, much of which is unsustainable
- Use of crops for biofuels affecting food prices

Unreliable water supply and farm-to-market access can deprive farmers of 2/3rd of their potential income

Energy and industry



- Global energy consumption expected to increase by ~35% from 2007-2035
- Water-intensive thermal and hydro account for 90% of current power generation
- Power outages caused by lack of cooling water already seen in many countries

Energy security is threatened by water challenges; 3% of Kenya's GDP from lost hydro production over 1998 - 2000

Environment



- Ecosystem damage largely coincides with high water stress (e.g., Indo-Gangetic Plain, North China Plain) and fertilizer runoff (dead zones)
- Over-consumption of water, water pollution and inadequate pricing of the resource results in loss of massive ecosystem benefits

Losses of biodiversity and ecosystem services with increasingly visible economic cost (e.g., China losing 5% GDP to pollution)

Competition for water allocation

Impaired water quality affecting all uses

Major demand increases...

...with the potential to derail growth

We need to understand better this interdependency and the sector differences



Need more data

- on the water use (withdrawal, consumption, discharge) and water pollution by the energy sector
- on the water needs of the water sector

Temporal and regional differences

- Unlike the GHGs, which are a global problem, water issues are a regional problem. For example, at a national level, the percentage of water used for gas extraction might look very small, but in the extraction areas, that percentage might be very critical, potentially impacting the water resources at the local level.
- Temporal changes in water availability (through the year and in the future, with climate uncertainty) make it challenging to understand potential impacts on the energy sector (dry seasons and unforeseen droughts can make a power plant shut down, incurring high financial losses)

Need to contextualize solutions

- The water and energy nexus is thus, a very regional problem
- We need specific solutions for each region and each problem

We also need to understand and quantify tradeoffs



Dry cooling vs cost of electricity

Dry cooling systems require no water for their operation, but decrease efficiency of the plant:

- increasing capital and operational costs
- increasing GHG emissions per kwh

Water – GHG tradeoff

Some policies to reduce GHG emissions can increase water requirements by the energy sector if not designed properly

- biofuels, carbon capture...

Water for energy vs. water for agriculture

The value of water for energy might be higher regarding economic outputs, but agriculture is often required for

- national security reasons (food)
- social reasons (people employed in the agricultural sector)

Understand Environmental impacts and trade-offs

Hydropower

Assessing tradeoffs, environmental and social impacts and exploring the use of multipurpose dams is necessary for sustainable development



the challenge: how do we plan & how do we design our investments in a sustainable way?

Political-level challenges impede effective planning:

- The two sectors have been regulated separately
- Current energy planning is often made without considering changes in water availability and quality, competing uses or the impacts of climate change.

Challenges in securing enough water for energy and energy for water will increase with population and economic growth and climate change

Stronger integrated planning will be necessary to evaluate tradeoffs, find synergies, and ensure sustainable development

There are many solutions, we need to start somewhere



solutions



integrate
energy-water
planning



explore the use of
multipurpose
hydropower dams



incorporate
water constraints
into energy
planning



integrate
energy-water
infrastructure



strengthen joint
energy-water
governance and
encourage political
reform



use alternative
cooling systems in
thermal power
plants



implement
renewable
energy
technologies



reduce water
dependency



recycle and reuse
water from
operations



explore brackish
and saline water
options



conserve water
and energy



increase the
economic value
of water



enhance
efficiency



replace old,
inefficient
power plants



improve power
plant efficiency



improve biofuels
production efficiency

Improving Energy Efficiency



■ In the energy sector:

Replacing old and inefficient power plants for new ones; achieving the same electricity output with less fuel, less water and less GHGs emissions.

■ In the water sector:

In water and wastewater treatment plants:

- Electricity costs are usually between 5 to 30 percent of total operating costs (in developing countries it can go up to 40 percent or more).
- Many energy efficiency measures have a payback period of less than 5 years (ESMAP, 2013)
- Improving energy efficiency directly improves the financial health of the plants
- One example of improving energy efficiency is **Leakage detection and reduction**

Leakage detection and reduction to save water and energy



World Bank financed project in Vietnam:

- ✓ Performance based leakage contract
- ✓ Leakage was reduced from 54% to 29%
- ✓ **Water saved: 92,000 cubic meters a day** (equivalent to 36 Olympic pools)
- ✓ **Electricity saved: 23,000 kwh a day** (enough power for a community in rural Vietnam of 27,000 people -with average electricity consumption of 2009)





WASTEWATER REUSE FOR COOLING

TENORIO PROJECT* MEXICO

BENEFITS FOR THE POWER PLANT

The wastewater used by the power plant is 33% cheaper and more sustainable than the previously used groundwater

The plant has saved \$18M in 6 years

This WASTEWATER is used in the cooling towers instead of freshwater

treated wastewater

treated WASTEWATER is piped to the power plant

WASTEWATER from the city

net reduction of groundwater extractions of at least 48 million m3 in 6 years

WASTEWATER treatment plant**

Thermal POWER PLANT

\$

BENEFITS FOR THE WASTEWATER TREATMENT PLANT

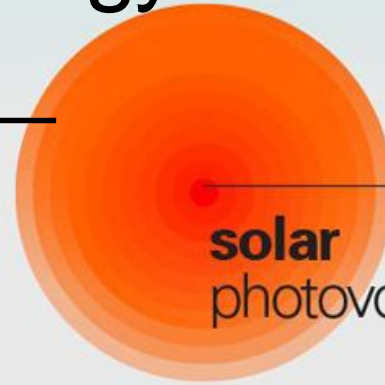
This extra revenue covers almost all operation and maintenance costs

* For more information on the project:
<http://www.reclaimedwater.net/data/files/240.pdf>

**Wastewater treatment plant picture is by Tracey Saxby, Integration and Application Network, University of Maryland Center for Environmental Science



Investing in renewable energy that requires no water




solar
photovoltaics (PV)

Requires small amounts of water to wash the panels and increase efficiency, but is intermittent (only generates electricity when the sun is shining).



wind
energy

Requires no water to generate electricity, but is intermittent (only generates electricity when the wind is blowing).





Thirsty Energy initiative

GOAL: to contribute to a **sustainable management and development** of the water and energy sectors by **increasing awareness and capacity** on *integrated planning* of energy and water investments **identifying and evaluating trade-offs and synergies** between water and energy planning.

1

Rapid assessments in priority basins/countries

2

Implementation of case studies using existing tools when possible

3

Knowledge dissemination, advocacy and capacity building



THIRSTY ENERGY: Methodological approach

- **Demand Driven , Entry point is Energy Sector**
- **Engagement with relevant stakeholders from day 1**, involving local partners from energy and water sectors to identify potential constraints and synergies
- **Build on existing country knowledge and modeling tools** whenever possible to ensure continuity and sustainability of initiative
- **Flexible modeling framework** to facilitate tailored analyses over different geographical regions and challenges
- **Economic tools to assess the tradeoffs between competing sectors** and to provide policy recommendations to mitigate potential effects
- **Robust treatment of risk and uncertainty, incorporating the long-term effects of climate change**
- **Case studies or pilots to illustrate the different challenges** that are most relevant for client countries.

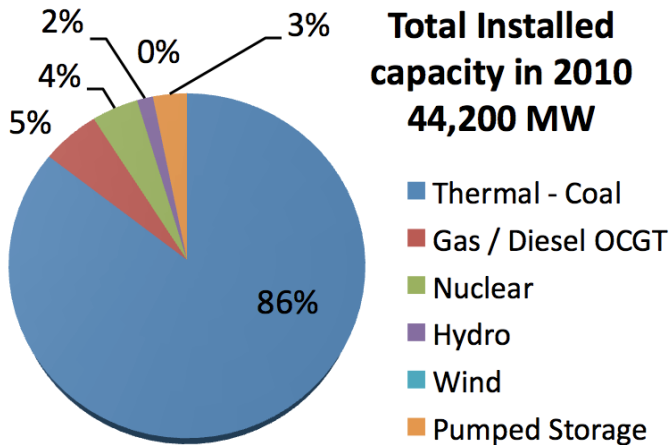
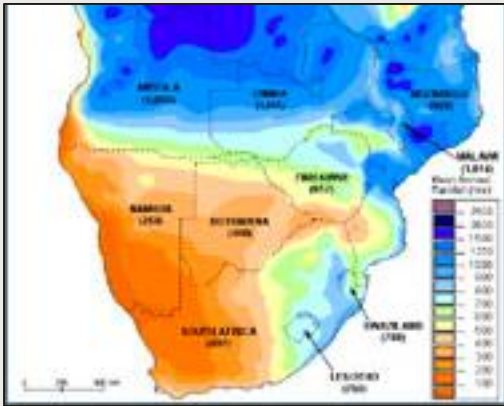


Where are we?

- **Officially launched initiative** at the World Future Energy Summit 2014
 - Rachel Kyte (VP), Vivien Foster (Manager, Energy Anchor), William Rex (Manager, Water Anchor), VP Alstom, VP Abengoa, Executive Director IEA
 - Ideal timing and place:
 - same venue Water International Summit
 - UN Water 2014 theme Water&Energy, a lot of traction from media



South Africa: the case of A Water Scarce Country



Water scarce country with very stressed basins in terms of water allocation

Coal Thermal Power plants account for almost 90% of the power capacity installed

Competition for water across sectors will increase – Power plants have priority, which could negatively affect other sectors such as agriculture

Fracking for Shale Gas is being explored, which will put additional pressure on water resources

Need for Water and Energy Integrated planning to achieve a sustainable future and avoid water scarcity problems in the next years

Water already represented in the model but...



SATIM PARAMETERISATION OF POWER PLANT TECHNOLOGIES

PARAMETERS	ADDITIONAL PARAMETERS FOR CHP PLANTS	ADDITIONAL PARAMETERS FOR NEW PLANT TECHNOLOGIES
Energy input commodity or fuel	Industrial process heat	Limits on capacity
Water consumption ¹	Operation in back pressure	Investment cost
Efficiency	Additional input fuel	Technology life
Output commodity		Technology lead-time
Energy availability		Upper bound on new capacity
Capacity availability		Upper bound on capacity factor
Capacity credit		Bounds on wind classes
Fixed operating and maintenance cost		Wind intermittency
Variable operating and maintenance cost		Capacity credit of wind
Refurbishment/retirement profile		Diurnal production of solar with and without storage by timeslice
"Season" & "Daynite" operating categories		

...but as of now there is no constraint on it, the model assumes that it is an infinite resource and with no price or regional constraint

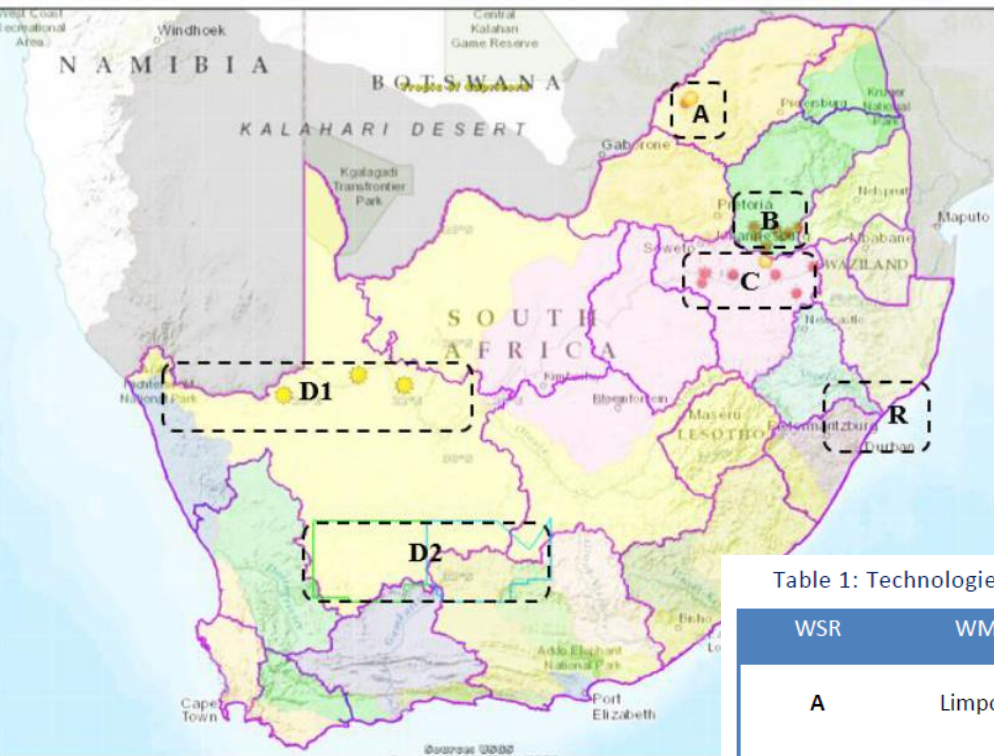


Table 1: Technologies represented in SATIM-W for Phase 1 implementation by water supply system.

WSR	WMA	Region	Activity
A	Limpopo	Lephalale	<ul style="list-style-type: none"> • Open-cast coal mining • Coal thermal power plants with FGD option • Coal-to-Liquids refineries
B	Olifants	Mpumalanga, Witbank	<ul style="list-style-type: none"> • Open-cast & underground coal mining • Coal thermal power plants with FGD option. • Coal-to-Liquids refineries
C	Upper Vaal	Mpumalanga, Secunda	<ul style="list-style-type: none"> • Open-cast & underground coal mining • Coal thermal power plants with FDG option • Inland gas thermal power plants • Inland Gas-to-Liquids refineries
D1	Lower Orange	Northern Cape, Upington	<ul style="list-style-type: none"> • Concentrated Solar Thermal Power Plants (CSP)
D2	Lower/Upper Orange	Northern Cape, Karoo	<ul style="list-style-type: none"> • Shale gas mining • Gas thermal power plants • Inland gas-to-liquids refineries
R	n/a	Richards Bay Coal Export Terminal	<ul style="list-style-type: none"> • Coastal open-cycle coal power plants with seawater cooling and seawater FGD option

In SATIM-W the cooling systems for thermal power plants may be either closed-cycle wet-cooled or direct dry-cooled. The model is free to choose the cooling type, except for open-cycle wet-cooled plants which are restricted to the coastal region, as part of determining the least-cost energy-water integrated system.

**1. Needed to “geo-reference” somehow the power plants and energy facilities in order to regionally constraint the amount of water available :
by assigning the different power plants and energy extraction locations to their basin**

South Africa: Marginal Cost of Water Supply



2. Needed to add the cost of supplying water to the energy facilities:
by calculating the marginal cost of water supply for each basin

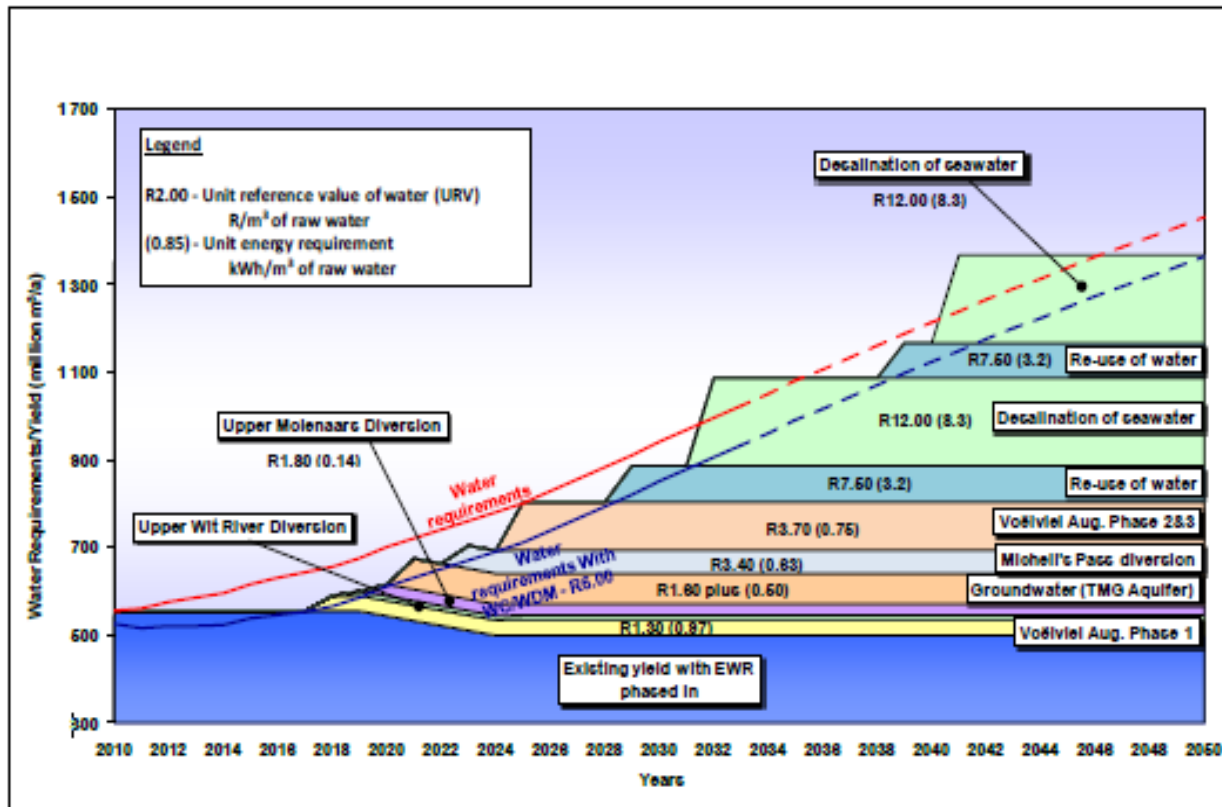


Figure 4.10 (a) Western Cape Augmentation Options (without climate change)



June 2013: First consultative meeting.

During the meeting the team discussed extensively the most appropriate way to include water in the model, taking into account the regional and temporal differences between energy and water and including the price of water in the optimization.

- Preliminary draft assessments of the current status of the water and energy sectors were prepared

January 2014: ERC presented a preliminary assessment at the 2014 UN-Water Annual International Conference

September 2014: the draft interim reports of Task 1 “*Develop marginal water supply cost schedules*” and Task 2 “*Task 2: Develop the “water smart” SATIM model*” were prepared.

Next Steps:

May 2015: Mission to discuss preliminary results of Task 3: “*SATIM Energy-Water Nexus Model Simulations*” prior to the formulation of the final report

December 2015: The final report (Task 4: *Report on Integrated Energy-Water Analysis in South Africa*) is expected to be finalized

CASE STUDIES: MOROCCO



Background

- Recent merge of power and water utility (ONEE) → **potential for synergies and integrated planning**
- **Water constraints can impact growth**, increasing competition for water across sectors (esp. irrigation); ambitious renewable targets for 2020 to meet 7% annual growth in electricity consumption; **Climate change vulnerability**

Status

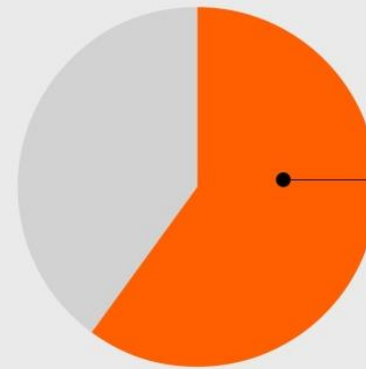
- **First Stakeholder Workshop has been convened.** It was preliminarily decided, that two activities will be undertaken:
 - **at the national level**, focusing on the first national integrated energy and water vision, flagging potential future constraints, and including all relevant stakeholders in the government, private sector and others.
 - **at the utility level (ONEE)**, focusing on identifying synergies and integrated strategies to improve the efficiency of the utility
 - **Optimized Planning of ONEE Water and Power Needs**
 - **Wastewater Reuse for Power**
 - **Power Transmission Lines vs Water Transfer**

Next Steps: Second Stakeholder Workshop

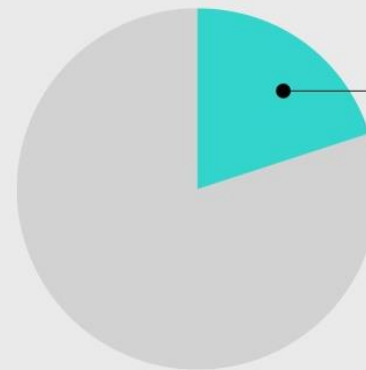


CASE STUDIES: CHINA

- China's "Big Five" Power Utilities are **all highly exposed to water disruption**
- Most energy reserves and power plants are **located in water scarce areas**, sectoral growth increasing due to population growth, climate change
- **Pollution problems & degraded resources**
- **expansion plans for coal power plants in China** might not be feasible due to water scarcity issues (Bloomberg, 2013)



Northern China is home to over 60% of the country's thermal power capacity



but has just 20% of the country's renewable freshwater supply

Source: Bloomberg, 2013

CASE STUDIES: CHINA



Background

- Recent efforts by the National Energy Agency (NEA) to assess water needs by the energy sector & integrate water resource constraints into the upcoming five-year energy plan

Status

- **First Stakeholder Meetings: March 2014:** with NEA, Energy Research Institute, Institute of Water Resources and Hydropower Research, and Tsinghua University
- The main objective of the initiative is to support the NEA in its planning process and in its effort to integrate water resources in the five-year energy plan, and to assess the long term sustainability of the plan

Next Steps

Start Implementation

Expected outputs:

May 2015: workshop/meeting to discuss progress and the technical inputs

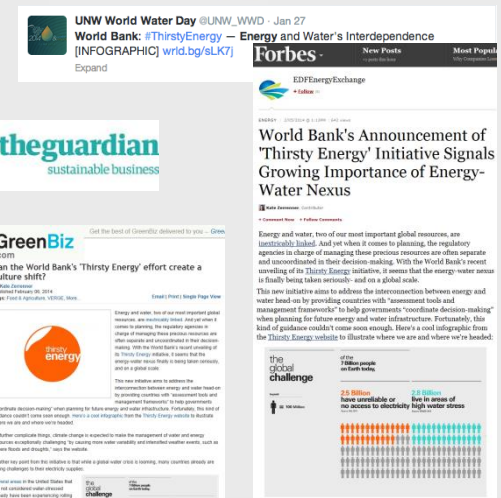
June 2015: Preliminary Assessments to be shared with NEA

January 2016: Final Results and Report

Knowledge dissemination, advocacy and capacity building



- Implemented strategy from day 1
- Created Communication and Awareness package:
 - Infographics
 - Working Paper as Background on the topic
 - Blogs
 - Brochure
 - Twitter
 - Collaborating with partners on key messages
- Capacity building in case study countries
- South to South Knowledge Sharing



Partners



Form stronger alliances. The challenge presented by the nexus is too large for any country, region, development finance institution or implementing agency to tackle alone

Funding Partners:

- Water Partnership Program
- ESMAP
- Korea Trust Fund for Green Growth

Private Sector Reference Group

- Abengoa
- Électricité de France (EDF)
- Alstom
- Veolia

Other collaborating partners

- International Energy Agency (IEA)
- Stockholm International Water Institute
- World Resources Institute (WRI)
- UN Water / Sustainable Energy For All
- GIZ
- Others



What next?

- **Ongoing initiative:** Interest growing from several countries and regions
 - Brazil: Sao Francisco Basin
 - Indonesia
 - Mexico
- **Outcomes:**
 - Innovative tools, approaches and solutions developed and implemented to help Bank teams and countries 'green' their growth
 - Policy guidance and Improved design of investments, strategies and plans in energy
 - Knowledge deepened in the water and energy nexus
 - Energy-water integrated planning practice enhanced
 - Water mainstreamed in the energy sector
 - Improve interdisciplinary collaboration among sectors



A World Bank Initiative



thirsty
energy

Thank You

Diego Rodriguez , Senior Economist, Water Practice
drodriguez1@worldbank.org

www.worldbank.org/thirstyenergy



WORLD BANK GROUP



EXTRA SLIDES



Almost all forms of electricity generation require water

HYDROPOWER



THERMAL POWER PLANTS

Geothermal



Pulverized Coal



CSP (Tower)



NGCC



Nuclear



CSP (Parabolic Trough)



Wind and **Solar PV** have a negligible impact on water resources



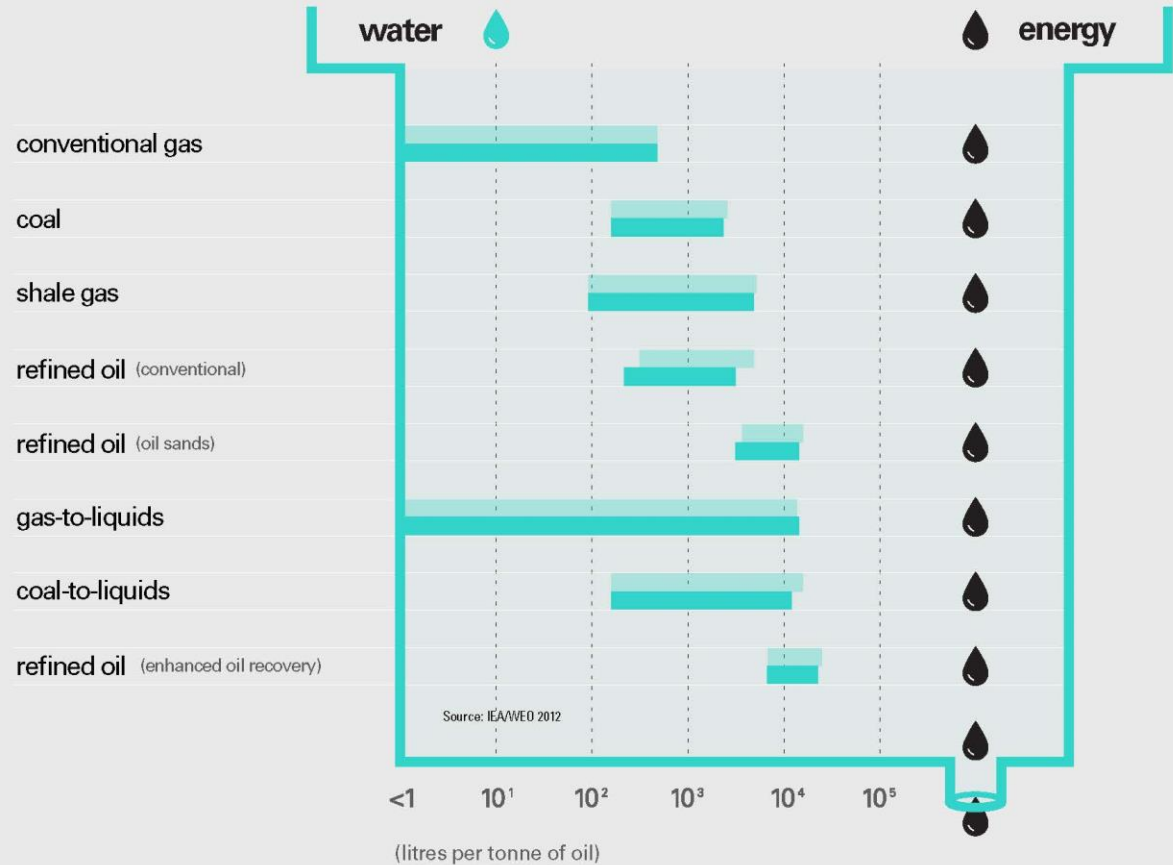
But they are intermittent

energy extraction

Water use in energy development not only varies by fuel type, but also can vary a lot within fuel types, depending on the development method and the site conditions.

legend

- water withdrawal (in litres)
- water consumption (in litres)
- = 1 toe (tonne of oil equivalent)*



Source: IEA/WEO 2012

(litres per tonne of oil)

* tonne of oil equivalent (toe) is a unit of energy defined as the amount of energy released by burning one tonne of crude oil. It is approximately equal to 42 gigajoules (GJ)

Source: OECD/IEA



Energy production can adversely impact water resources and the environment if not managed properly.



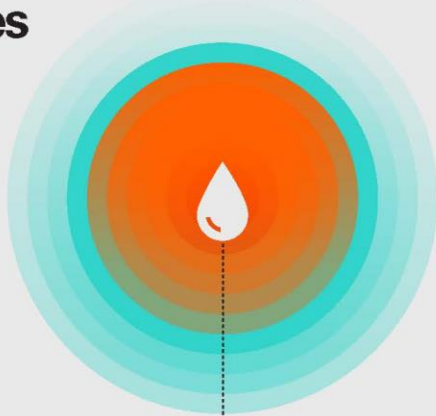
Biofuels' water needs and environmental impact depend on the crop, and whether it is rain-fed or irrigated.



why does the energy sector need water?

water is used throughout **energy generation processes**

Constraints on water availability influences the choice of technology, siting, energy facility selection, and energy resource development.



energy resource extraction

refining

processing

transportation

power generation



today **15%** of global water withdrawals are for **energy production.**

Source: IEA/WEO 2012

by 2035, **energy consumption** will increase by

increasing **water consumption** by

increasing **water withdrawal** by



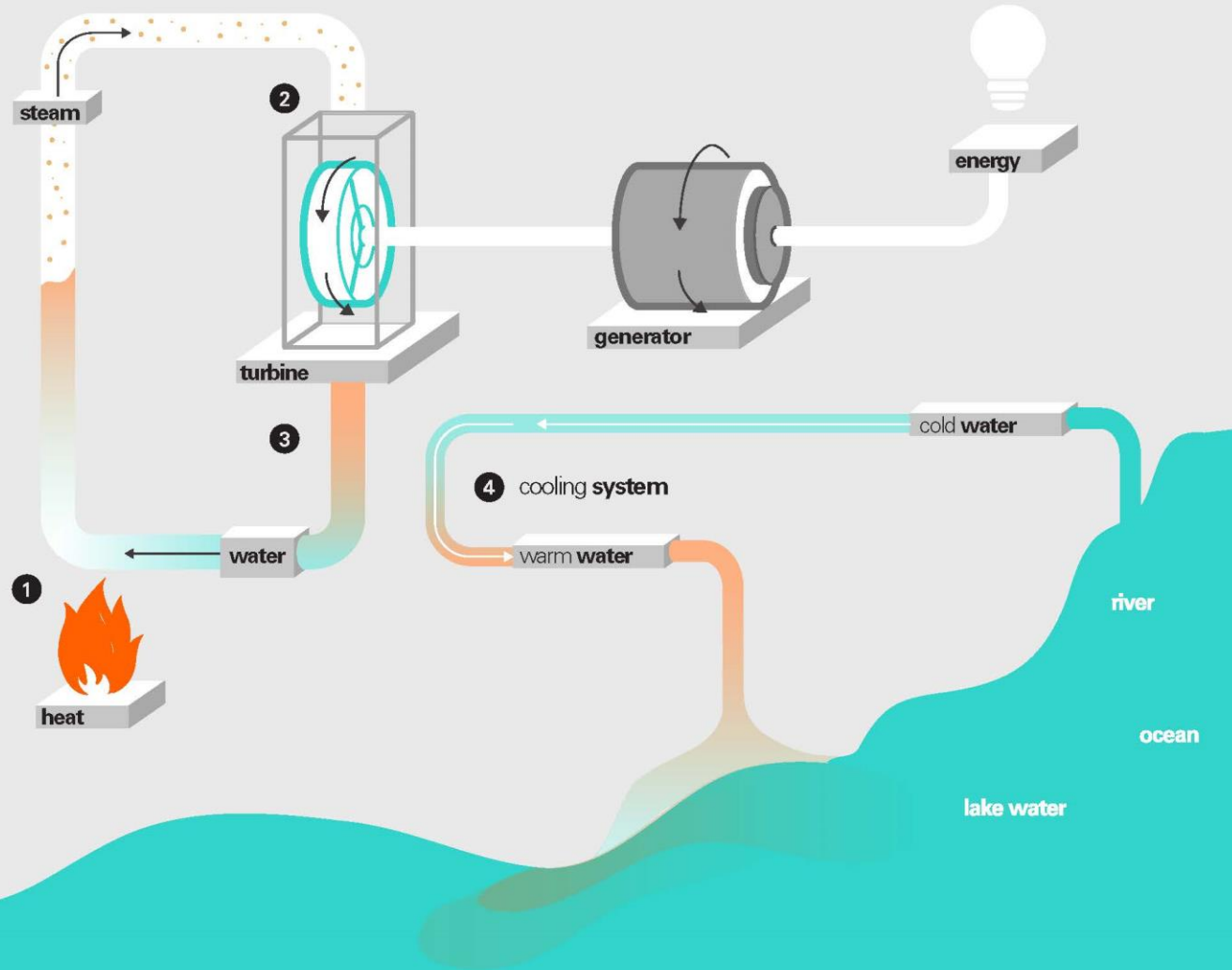
Source: UN 2014



thermal power plants

Once the energy resources are refined and processed, some are used as fuel in thermal power plants to generate electricity.

















- 1 The water is heated with different energy sources (coal, oil, natural gas, uranium, solar energy, biomass, geothermal energy) depending on the sub-type of power plant, but the principle is the same.
- 2 The steam spins the turbine, which is connected to a generator that produces electricity.
- 3 After passing through the turbine, the steam is cooled down and condensed to start the cycle again.
- 4 Thus, most thermal power plants require a cooling system to convert the steam back to water and close the cycle.



cooling systems

The type of **cooling system** used will determine the amount of water required by the thermal power plant.

Water is also needed in smaller quantities for other processes, generating waste water streams that can have a negative impact on the environment.

main types of cooling systems		use	water withdrawal	water consumption	efficiency	cost	environmental impact
once through		 water				\$ small	 bad
cooling towers		 water				\$\$ medium	 moderate
dry cooling		 air	0	0		\$\$\$ high	 none

Note on water withdrawal and consumption: this is an approximate representation to show the difference in magnitude for types of cooling systems. The exact amount of water will vary depending on the efficiency of the power plant, but the ratios will remain constant. This table shows an approximate calculation for a power plant with an efficiency of ~35%, and each drop ≈ 1000 liters/MWh


Knowledge dissemination, advocacy and capacity building



- From January 17-31 (during and after launch), the online package received
 - over 23,000 pageviews (an average of over 1,500 pageviews/day)
 - more than 500 publication downloads.

The screenshot displays a Twitter feed with the following tweets:

- IEA @IEA · Feb 11**
Infographic: **Thirsty Energy** -- Energy and Water's Interdependence
buff.ly/1edpPAw #energy #climate
Expand Reply Retweet Favorite More
- IFC @IFC_org · Jan 22**
Thirsty Energy: Helping governments plan across sectors to manage water & energy: wrl.d.bg/sObmQ ow.ly/i/4kDNI #wfes2014
View photo Reply Retweet Favorite More
- Sustainable Business @GuardianSustBiz · Feb 6**
Thirsty energy: the conflict between demands for power & water
gu.com/p/3mgdx/tw #DSDS14
View summary Reply Retweeted Favorited More
- UNESCO-IHE @UnescoIHE · Feb 12**
The @WorldBank has unveiled an initiative aiming to tackle the water footprint of the energy generation. ow.ly/tjW9Y
Expand Reply Retweet Favorite More
- World Bank's Announcement of 'Thirsty Energy' Initiative Signals Growing Importance of Energy-Water Nexus** bit.ly/1cVwxPy
Expand Reply Retweet Favorite More
- Africa Green Media @AfricaGreenMedi · Feb 6**
'Thirsty Energy' Initiative from World Bank Signals Growing Importance of Energy-Water Nexus energymanagertoday.com/thirsty-energy...
- Followed by Maria van der Hoeven**
- EDFEnergyEX @EDFEnergyEX · Feb 6**
INFOGRAPHIC: @WorldBank's 'Thirsty Energy' Initiative Signals Growing Importance of #EnergyWaterNexus ow.ly/i/4wbXO
View photo Reply Retweet Favorite More
- Green Energy News @GreenEnergyNews · Feb 6**
Can the World Bank's 'Thirsty Energy' effort create a culture shift?: With a water crisis looming, this... bit.ly/1ICKobj #green
- energyNYC @energy_NYC · Feb 14**
World Bank infographic highlights the interdependence between energy and water use bit.ly/1kyV40T
Expand Reply Retweet Favorite More
- Industry Leaders @IndLeaders · Feb 12**
World Bank's Thirsty Energy Initiative Signifies Growing Importance of Energy-Water Nexus nblo.gs/TJC6N
- UNW World Water Day @UNW_WWD · Jan 27**
World Bank: #ThirstyEnergy — Energy and Water's Interdependence [INFOGRAPHIC] wrl.d.bg/sLK7j
Expand Reply Retweet Favorite More
- EPA WaterSense @EPAwatersense · Feb 11**
"Thirsty Energy" is @WorldBank's new global initiative focused on energy-water nexus! Infographic has facts to know. bit.ly/1jbxGf

EDF Energy Exchange
 + Follow (8)

ENERGY | 2/05/2014 @ 1:13PM | 642 views

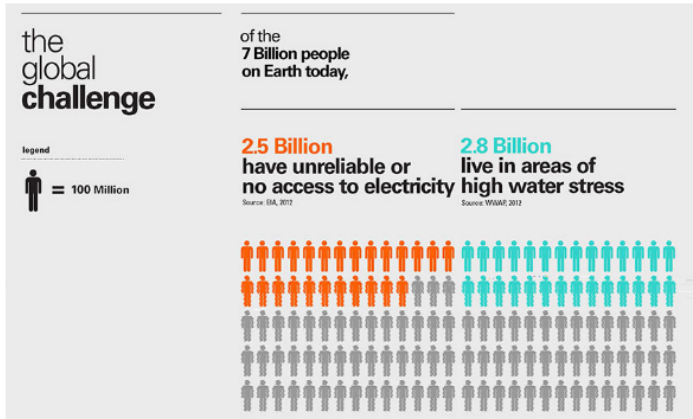
World Bank's Announcement of 'Thirsty Energy' Initiative Signals Growing Importance of Energy-Water Nexus

Kate Zerrenner, Contributor

+ Comment Now + Follow Comments

Energy and water, two of our most important global resources, are [inextricably linked](#). And yet when it comes to planning, the regulatory agencies in charge of managing these precious resources are often separate and uncoordinated in their decision-making. With the World Bank's recent unveiling of its [Thirsty Energy](#) initiative, it seems that the energy-water nexus is finally being taken seriously- and on a global scale.

This new initiative aims to address the interconnection between energy and water head-on by providing countries with "assessment tools and management frameworks" to help governments "coordinate decision-making when planning for future energy and water infrastructure. Fortunately, this kind of guidance couldn't come soon enough. Here's a cool infographic from the [Thirsty Energy website](#) to illustrate where we are and where we're headed.



Thirsty energy: the conflict between demands for power and water

Water scarcity and poor hydro management can threaten energy production. A World Bank initiative aims to tackle the problem

Terry Slavin

Thursday 6 February 2014 12.01 EST



Get the best of GreenBiz delivered to you -- [GreenBiz](#)



Can the World Bank's 'Thirsty Energy' effort create a culture shift?

By [Kate Zerrenner](#)
 Published February 06, 2014
 Tags: [Food & Agriculture](#), [VERGE](#), [More...](#)

Industry Leaders magazine

HOME NEWS COMPANY REPORTS PROJECT REPORTS EVENTS & TRADE
 ABOUT US ADVERTISING PRESS RELEASES CONTACT US

World Bank's Thirsty Energy Initiative Signifies Growing Importance of Energy-Water Nexus

Richard Meryn | Feb 12, 2014 | Comments 0

Two of our highly important global resources, Energy and water are intricately linked. However, when it comes to organising the regulatory agencies, who manage these valuable resources, are often disunited and uncoordinated in their decision-making. With the World Bank recently launching its Thirsty Energy initiative, it appears that the energy-water nexus is finally being given a serious thought and also taken on a global scale.



Energy and water, two resources, are [inextricably linked](#). And yet when it comes to planning, the regulatory agencies in charge of managing these precious resources are often separate and uncoordinated in their decision-making. With the World Bank's recent unveiling of its [Thirsty Energy](#) initiative, it seems that the energy-water nexus is finally being taken seriously- and on a global scale.

This new initiative aims to address the interconnection between energy and water head-on by providing countries with "assessment tools and management frameworks" to help governments "coordinate decision-making when planning for future energy and water infrastructure. Fortunately, this kind of guidance couldn't come soon enough. Here's a cool infographic from the [Thirsty Energy website](#) to illustrate where we are and where we're headed.

Another key point from this initiative is that while a global water crisis is looming, many countries are already facing challenges to their electricity supplies.

To further complicate things, climate change is expected to make the management of energy and water resources exceptionally challenging "by causing more water variability and intensifying severe floods and droughts," says the website.

Several areas in the United States that are not considered water-stressed already have been experiencing rolling blackouts.



World Bank's latest initiative intends to address the interconnection between energy and water head-on by offering countries with assessment tools and management frameworks to assist governments in coordinating decision-making while planning for future energy and water infrastructure.

According to the Thirsty Energy website climate variation is expected to make the management of energy and water resources an increasingly challenging task by causing more water variability and extreme weather conditions, such as severe floods and droughts. Adding to it, the global water crisis is emerging and many countries are already facing challenges to their power supplies.

