




ICP Tool Pack

Vilas Mandlekar, Nada Hamadeh, Yuri Dikhanov
World Bank

ICP Regional Coordinators' Meeting
12 - 16 September, 2005




Agenda

1. Tool Pack Issues

2. What's new in Tool Pack ?

- **Weighted Averages Computation**
- **Converted (Reference) Price Computation Utility and other features**



Tool Pack Issues

Tool Pack Issues – Asia

1. Reflect revisions and modifications in the product list/price data

- *Mismatch between Batch Upload Utility (BUU) converted prices (based on product catalog) and TP based conversion used by PCM data entry users.*


Conversion utility developed for such cases for the countries. Region would have to send the correct UoMs and Quantity information to the countries using DPM.

2. Disable editing of product specifications to prevent countries from changing preferred UoMs and quantities

Done.

3. Editing price observations in PCM – Deleted prices in PCM should also get deleted in PAM when uploaded.


Under consideration.



Tool Pack Issues

Tool Pack Issues – Asia

4. **Delete observations in PAM diagnostic reports**
Done.
5. **Display preferred Qty and UoM in Quranta Tables**
Under discussion.
6. **Weighted Averages functionality in DPM**
Done.
7. **Setting of independent outlier limits by price collector in PCM**
Difficult to introduce at this stage. To consider in next version of TP.
8. **Support desk**
Current arrangements can be streamlined for faster response



Tool Pack Issues

Tool Pack Issues – West Asia

1. **Bahrain – Problem with entering start and end dates in the Arabic version of TP.**


Resolved.

2. **Egypt – Differences between the Average prices computed in PAM diagnostic tables and Average Prices exported by DPM.**

Resolved.

3. **Jordan - Imported XML files from PCM and while publishing observations to the database, get an error**

Resolved. Jordan had not set up the location hierarchy. The error message was a proper business message from the system.



Tool Pack Issues

Tool Pack Issues – LAC


1. **StatCanada -- Index Aggregation always failing after 85% completion of process.**

Resolved. StatCanada was using negative 1000 as a number to represent very low average prices. TP does not accept negative average prices.

Tool Pack Issues – Africa

1. **Administrative rights needed for installation**

Unresolved. To install DBMS and other Microsoft software components we need administrator access to computers.



Tool Pack Issues

Tool Pack Issues – Africa

2. IIS installation on computers not allowed in AfDB


Unresolved. IIS is a critical Microsoft component for the PAM. Considering changing the PAM architecture to get around this issue.

3. French version of TP cannot be installed

Unresolved. Can arrange for Mahesh/Vijay to troubleshoot the problem over telephone. Need dedicated and clean machines for installing TP.

4. CPI system – when will it be available ?


CPI system of TP not yet tested. A simpler, re-engineered version of TP for CPI to be considered.



What's new in Tool Pack ?

1. Weighted Averages Computation System in Tool Pack


- ❖ For use in countries
- ❖ Uses the same menu option as in the present DPM for average prices
- ❖ Little or no change in the user screens currently in use -- very few translation changes needed
- ❖ Draft user guide (English) for using Weighted Averages ready
- ❖ Can be distributed to regions as a patch software. Will NOT impact the database or any other functionality



What's new in Tool Pack ?

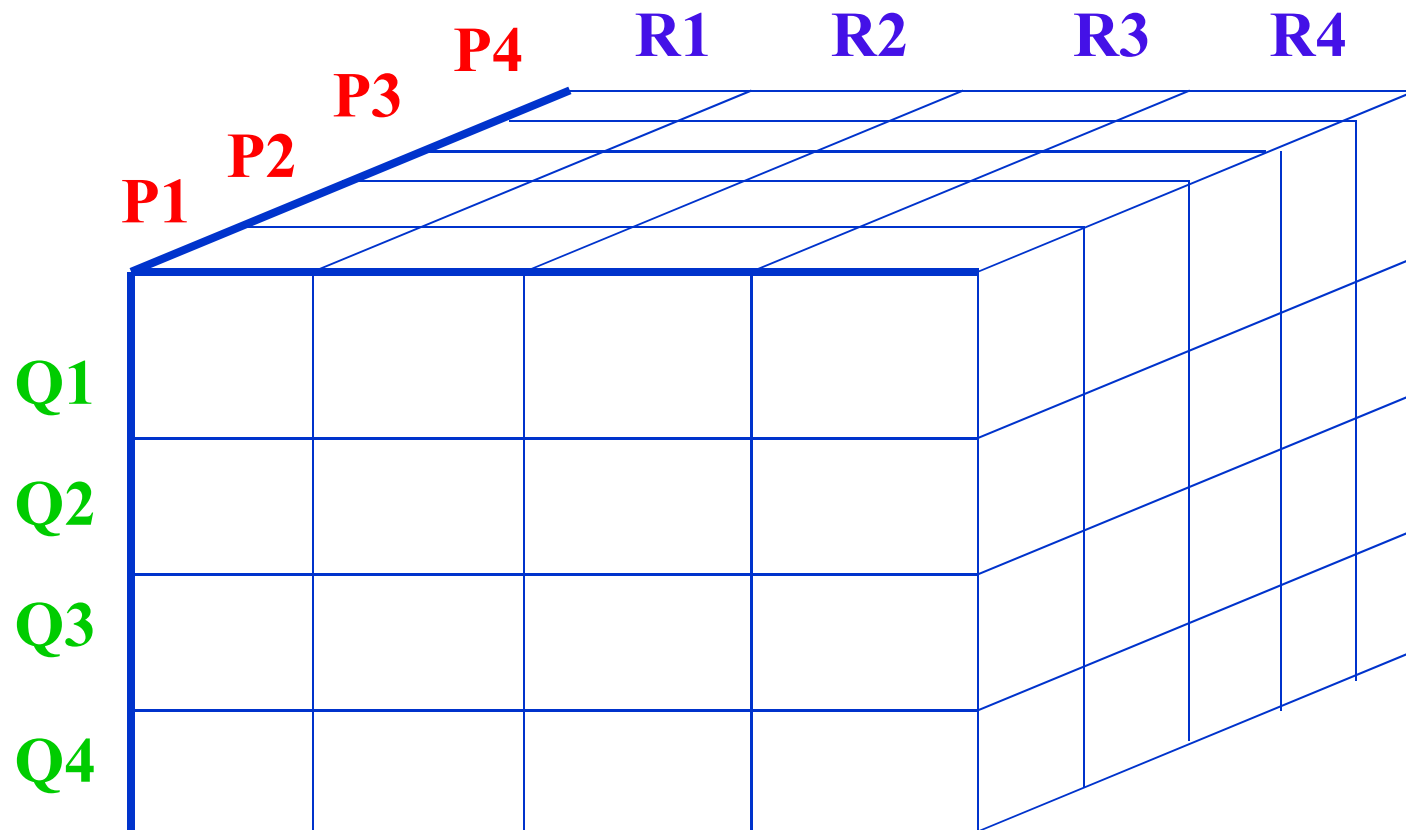
Weighted Averages implementation in DPM

- ❖ Weights in the TP can be specified for product(s) or BH(s)
 - ❖ At geographic levels, e.g. Region/City/District/Zone/Outlet, and,
 - ❖ for time periods -- Month, Quarter, Half-Year, Year
- ❖ Weights can *also* be specified for any location attribute, e.g. Rural/Urban, Outlet Type
- ❖ System automatically handles cases of completely missing or partially missing weights in a cluster of products. Uses un-weighted and weighted methods of averaging based on user inputs.




What's new in Tool Pack ?

How are the weights stored internally ?



P = Products/BHs; Q = Quarters; R = Regions




What's new in Tool Pack ?

Weights data entry features

- ❖ Selection of Products/BHs – Weights entered at BH level are inherited by products under that BH
- ❖ Selection of Time period
- ❖ Selection of location hierarchical level
- ❖ Copy weights from one period to another
- ❖ Export weights to Excel
- ❖ Copy/paste weights from Excel
- ❖ **DOES NOT ensure consistency between weights entered at different hierarchical levels**

Weighted averages computation in Tool Pack

Weighted Averages computation demo




What's new in Tool Pack ?

2. Converted (Reference) Price Computation Utility

- ❖ **Available in Country DPM as a menu option**
- ❖ **Re-computes reference prices of all products for a selected survey based on the “Preferred UoM” and “Preferred Quantity”**

3. Ability to delete observations in PAM diagnostic reports



What's new in Tool Pack ?

- 4. Implementation of different indices including EKS, EKS *, CPRD and CPD*
- 5. Ability to run reports with run-time selection of base country during Quaranta Diagnostics and Index Processing.*
- 6. Bulk upload of average prices for all the countries.*