

How to use ADePT for Social Protection Analysis

Public Disclosure Authorized

Public Disclosure Authorized

Public Disclosure Authorized

Public Disclosure Authorized

ADePT Group Exercise
Social Safety Nets Core Course
Washington D.C. April 25 – May 6, 2016



Objective

To learn how to use ADePT Social Protection while analyzing the performance of specific SPL programs



Agenda

1. Introduction to exercise
2. Group work to analyze ADePT tables
3. Formulate policy recommendations
4. Presentations

Background

The government of Chile is facing a fiscal deficit, and needs to cut 5% of its social protection budget.

The government wants to maintain the goals of reducing poverty and maintaining income security among all age groups. However, it needs to reform its social protection and labor system in order to reduce the budget deficit.

The President of Chile has asked his experts at the Social Affairs Ministry, Finance Ministry, as well as donor officials, to provide recommendations for policy reform.

Set -up

1. Organize in 4 groups

- President's Office
- Ministry of Social Affairs
- Ministry of Finance
- Donors

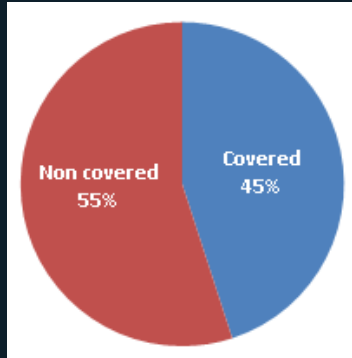
2. Prepare a presentation using :

- SPL Performance assessment based on ADePT tables

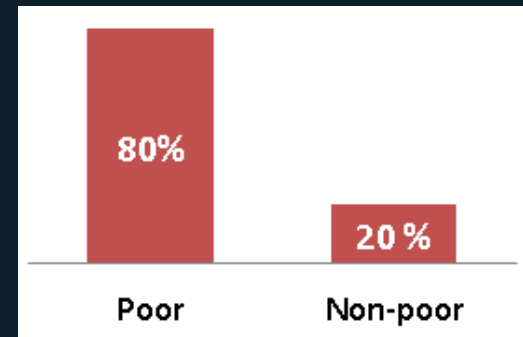
3. A representative from each group will present their policy options. The President will make final decision about reforms.

Criteria for Analysis (Indicators)

- Coverage



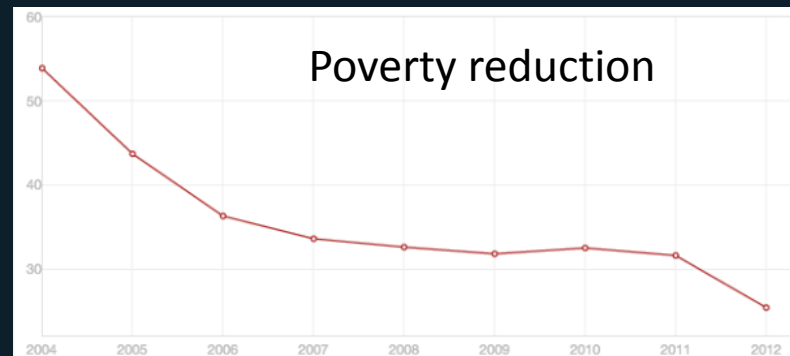
- Targeting performance



- Benefit Level



- Impact and Efficiency



Experts Debriefing

1. Brief the President of Chile on your assessment

- Identify the programs with best performance
- Identify the programs with worst performance
- Identify the programs with best impact

2. Provide policy recommendations

- Give suggestions on programs that could be kept or scaled up
- Are there programs that could be eliminated or improved?
- Elaborate your reform proposal



Always support your arguments with data from performance and impact indicators!