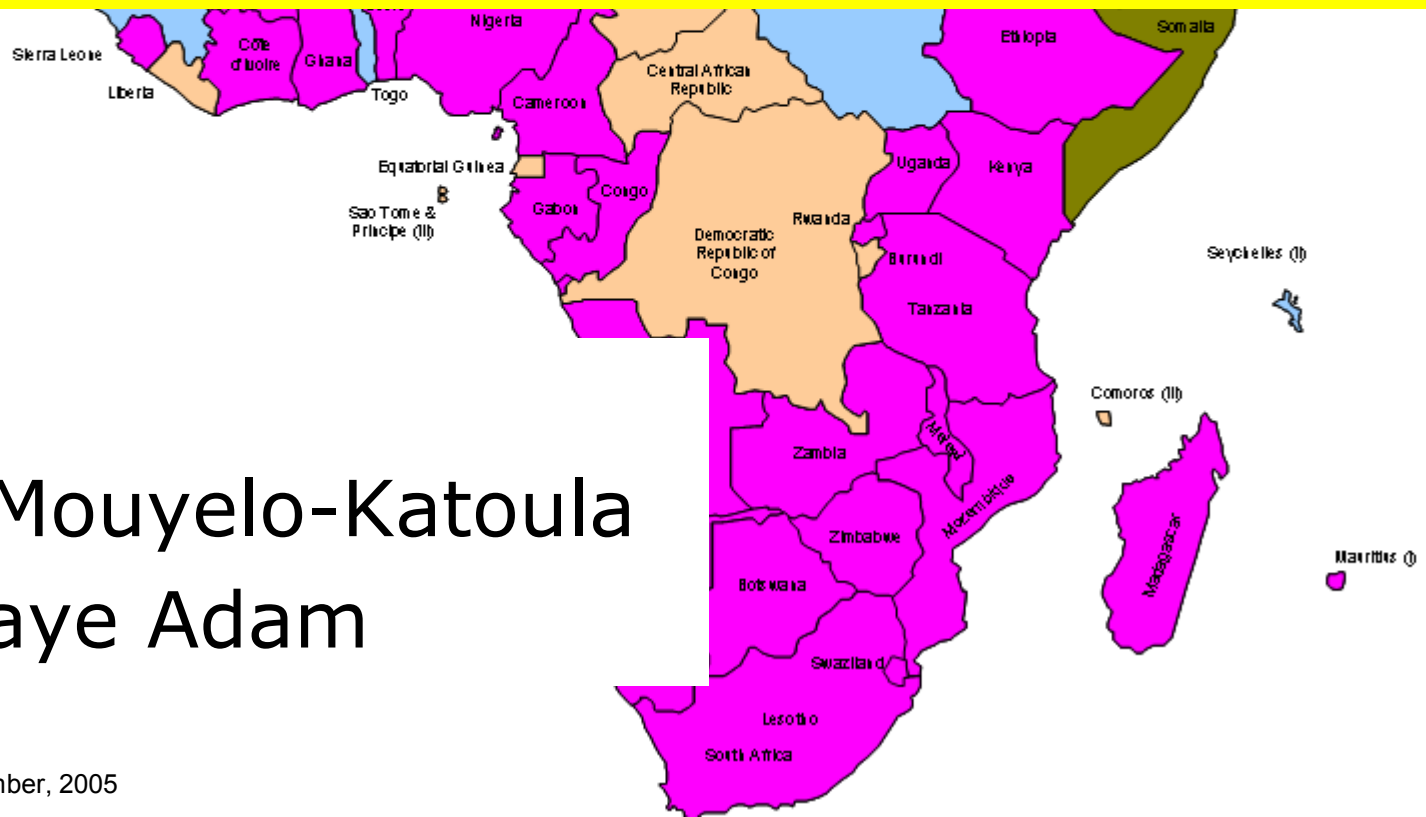





ICP-Africa Status Report



Michel Mouyelo-Katoula
Abdoulaye Adam

Washington DC, September, 2005



Part I


**What was achieved Since we
Last Met in March 2005**

What was achieved

1. Finalization of Protocol of Agreements with countries;
2. Money transfer to all sub-regional organizations & countries;
3. Further assistance to countries on preparatory activities

Administrative

What was achieved

- 
4. Pilot surveys in most of the countries
 5. Start of actual data collections
 6. Technical visits to countries

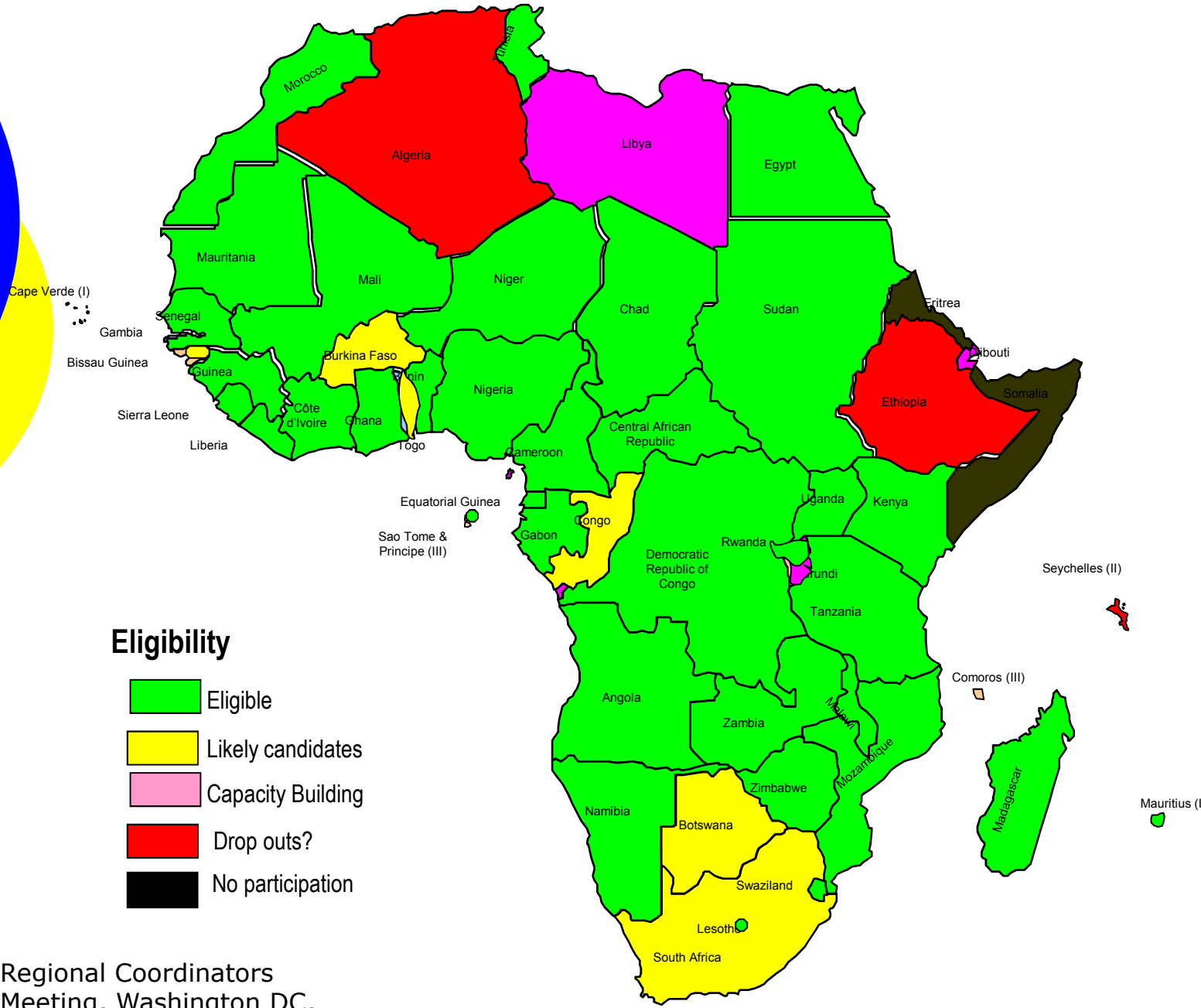

Field Work

Pilot Surveys

Angola	June	Gambia, The	April	Nigeria	June
Benin	June	Ghana	May-June	Sao Tome	June
Botswana	June	Guinea Con.	May	Senegal	May
Burkina F. (?)	August	Guinea Bis. (?)	July	Sierra Leone	May-June
Cameroon	May	Kenya	May	South Africa	2004
CAR	May-J.	Liberia	June	Sudan	May
Chad	June	Madagascar	April	Swaziland	June
Comoros (?)	-	Malawi	June	Tanzania	June
Congo (B.)	June	Mali	June	Togo	July
Côte d'Ivoire	June	Mauritania	June	Tunisia	May
Djibouti	May	Mauritius	2004	Uganda	April
Egypt	2004	Morocco	June	Zambia	May
Equat. Guinea	July	Mozambique	May	Zimbabwe	January
Ethiopia (?)	-	Namibia	June		
Gabon	June	Niger	June		

Regional Coordinators
Meeting, Washington DC,
September 2005

39 are green



Country Participation

Regional Coordinators Meeting, Washington DC, September 2005



What was achieved

Data Quality and Validation

7. Regional workshop on data quality
8. Two cooperation meetings with France & UK
9. Development of the SEMPER and associated data entry and data merging tools
10. Technical visits to countries
11. Six (6) sub-regional workshops on data quality

Data Quality and Validation



Regional Workshop on Data Quality

- **From May 11-15, 2005, in Tunisia**
 - ✿ **Lybia**
 - ✿ **5 ring countries**
 - ✿ **Zimbabwe, Mauritius**
 - ✿ **Tunisia, Morocco**
 - ✿ **AFRISTAT; COMESA; ECOWAS; SADC; UEMOA; WAMI; CEMAC; ACBF**
 - ✿ **INSEE-France**
 - ✿ **ONS-UK**
 - ✿ **Global Office (World Bank)**
 - ✿ **ADB (Staff & consultants)**

Attendance

Regional Workshop on Data Quality

- **General Framework of Quality Control**
- **Quality Assurance Guidelines**
- **Field Experiences and Training of Field Staff**
- **Ensuring Quality Through ICP-CPI Integration**
- **Country Short Term Plans of Action for ICP Surveys**
- **Annual Average Prices**
- **Exchanging Quality Information**
- **Readiness criteria**
- **SUT as the reference framework for GDP breakdown**
- **Meeting of Ring countries**
- **Meeting on Partnership**
- **Special session for Libya**

Regional Coordinators
Meeting, Washington DC,
September 2005

Agenda of the Meeting

41 Countries Visited in May/June 2005


Angola	Yes	Gambia	Yes	Namibia	Yes
Benin	Yes	Ghana	Yes	Niger	Yes
Botswana	Yes	Guinea Bissau	Yes	Nigeria	Yes
Cameroon	Yes	Guinea-Conakry	Yes	Rwanda	Yes
Cape Verde	Yes	Guinea (Equatorial)	Yes	Sao Tomé	Yes
CAR	Yes	Kenya	Yes	Senegal	Yes
Chad	Yes	Lesotho	Yes	South Africa	No
Comoros	Yes	Madagascar	Yes	Swaziland	Yes
Congo-Brazzaville	Yes	Malawi	Yes	Sudan	Yes
Côte d'Ivoire	Yes	Mali	Yes	Tanzania	Yes
DR Congo	Yes	Mauritania	Yes	Tunisia	Yes
Egypt	Yes	Mauritius	Yes	Uganda	Yes
Ethiopia	Yes	Morocco	Yes	Zambia	Yes
Gabon	Yes	Mozambique	Yes	Zimbabwe	Yes

Regional Coordinators
Meeting, Washington DC,
September 2005



ToRs of Country Visits

- **Review of the list of products**
- **Stratification and Coverage**
- **Implementation**
 - Pre-survey
 - Number of products to be priced
 - Assessment of the training
 - Division of work among field staff
 - Data entry and checking
 - Data transmission mechanism
 - Refining the budget
 - Filling the eligibility checklist



Part II

Data Validation Workshops

First Series of Sub-Regional Workshops

Objectives

1. Data collection activities
 - Survey activities: progress report
 - Analysis of problems & related lessons learned

Bring ALL countries in the position to start collection
2. Quality of data
 - Country reports on data verifications
 - Data validation process

Create a common understanding of data quality
3. Recommendations and guidelines
 - Develop harmonised approaches

COMESA Workshop

Common Market for Eastern and Southern Africa (COMESA)

- Date: 20-24 June 2005
- Venue Lusaka Zambia
- Participants: ADB and price statisticians from:

Burundi

Djibouti

Kenya

Madagascar

Rwanda

Sudan

Uganda

Regional Coordinators
Meeting, Washington DC,
September 2005

Ethiopia refused to
participate



SADC Workshop

Southern Africa Development Community (SADC)

- Date: 30 May-03 June 2005
- Venue: Maun, Botswana
- Participants: ADB, a consultant from ONS/DFID and price statisticians from:

Angola

South Africa

Botswana

Swaziland

Lesotho

Tanzania

Mauritius

Zambia

Mozambique

Zimbabwe

Namibia

Second Series of Sub-Regional Workshops

Time and Venues:

AFRISTAT : Aug. 26 – Sept. 02, 2005 Bamako MALI

COMESA: 24 – 26 August 2005 Lusaka, ZAMBIA

ECOWAS: 29 – 31 August 2005 Abuja, NIGERIA

SADC: 29 – 31 August 2005 Harare, Zimbabwe

Second Series of Sub-Regional Workshops

Objectives

1. Review of data collection activities
 - Take stock of progress made
 - Analysis of problems
2. Data Editing and Validation
 - Data validation process
 - Data validation tools
3. Procedure for data collection of pharmaceutical products
4. Discuss administrative and Financial matters

Second Series of Sub-Regional Workshops

Agenda

1. Countries Reports

2. Data Validation Procedures

➤ Intra Country: Use of the MergeCountryDataMacro and SEMPER

➤ Inter Countries: Use of QUARANTA Tables

3. Data Collection of Pharmaceutical Products

4. Administrative and Financial matters

5. Next Steps of the work

Regional Coordinators
Meeting, Washington DC,
September 2005

Meeting Progress

Countries Reports

Presentation of the data collection process:

- Stratification/Number of Data collection centers
- Staff/Training
- Date of Pre-Survey
- Date of starting of data collection
- Data Entry
- Data Transmission
- Administrative and Financial matters
- Problems

Meeting Progress

Data Validation Procedures

- Presentation of the intra and inter countries data validation procedures
- Presentation of the MergeCountryDataMacro and SEMPER
- Hands-on experience using the softwares: editing and intra country data validation using SEMPER
- Presentation of QUARANTA Tables for selected BH

Meeting Progress

Data Editing and Validation Procedures

Intra country validation Common Errors :

- UOM different from recommended ones
- Data entry errors
- Errors in reporting the observed quantity
- Errors due to currency not properly indicated in countries such as Madagascar (Ariary/ Malagasy Franc) and Sudan (Dinar/ Pound).

Meeting Progress

Data Editing and Validation Procedures

Common Errors (Cont'd):

- Units of measurement interpreted differently for some products (cigarettes, candles, chewing gum...)
- In some cases priced product did not comply with PSs (types of outlets or quantities);
- For some products there were too few quotations
- Data Entry (misprints)
- Quite significant variations for some furniture, clothing, personal care products

Meeting Progress

Data Editing and Validation Procedures

Common Errors (Cont'd):

- Wrong unit of measurements/quantities
- UoM and/or unit price for phone, tap water and electricity
- Real large relative variations due to the size of the country (poor transportation means, smuggling from neighbouring countries)

Meeting Progress

Pharmaceutical Product Data Collection

Product Code	Product Name (Substance Name)	Trading Name (Example of Brand Name)	Dosage	Quantity	Product presentation
11.06.11.1.01.01	Acetylsalicylic acid (Aspirin)	Aspirin	1000 mg	20	Bags
11.06.11.1.01.02	Paracetamol	Tylenol	500 mg	16	Sectile effervescent tablets
11.06.11.1.01.03	Piroxicam	Feldene (Piroxicam)	20 mg	1	Injectable preparation
11.06.11.1.01.04	Diclofenac Sodium	Cataflam	100 mg	15	Coated tablets with prolonged release
11.06.11.1.01.05	Ketoprofen	Ketoprofen	100 mg	30	Stripped tablets
11.06.11.1.01.06	Arylcarboxylic acid	Clidanac	100 mg	30	Sectile tablets
11.06.11.1.02.01	Phenobarbital	Elixir	50 mg	30	Tablets
11.06.11.1.02.02	Valproic Acid	Depakene	200 mg	40	Resistant tablets
11.06.11.1.02.03	Carbamazepine	Tegretol	200 mg	50	Sectile tablets
11.06.11.1.02.04	Diazepam	Valium	5 mg	50	Sectile tablets
11.06.11.1.03.01	Albendazole	Zentel	400 mg	1	Stripped tablets
11.06.11.1.03.02	Mebendazole	Vermox	100 mg	1	Stripped tablets
11.06.11.1.04.01	Penicillin	Penicillin	1 M UI	25	Bottles of powder for injectable preparation

Meeting Progress

Pharmaceutical Product Data Collection

ICP – Africa: Quarterly time table for pharmaceutical products survey											
Month 1				Month 2				Month 3			
Week 11	12	13	14	21	22	23	24	31	32	33	34
Price collection				Validation				Discussing specific cases			
Distribution of questionnaires	Retrieval of the questionnaires	Hand checking	Preparing for data entry	Data Entry	Data validation in the country	Data validation by the country and ADB		Country and ADB validation			


Meeting Progress

Pharmaceutical Product Data Collection

Product Code	Product Name (substance namef)	Trading Name(exple of Brand Name)	Dosage	Quantity	Producth presentati on	Laboratory
11.06.11.1.01.01	Acide acétylsalicylique (Aspirine)	Aspegic	1000 mg	20	Bags	Sanofi-Synthélabo OTC
11.06.11.1.01.02	Paracétamol	Efferalgan	500 mg	16	Sectile efferrvescent Tablets	Bristol-Myers Squibb
11.06.11.1.01.03	Piroxicam	Feldene	20 mg	1	Injectable Solution	Pfizer Holding France

Meeting Progress

Pharmaceutical Product Data Collection



	Branded Product		Generic Product			
Observation Date	Observed Quantity	Observed Price	Generic Name	Quantity observed	Observed Price	Observations



Meeting Progress

Next Steps

- **Regional Coordination**
- **Visits to countries in Sept-Dec 2005**
- **Act as helpdesk**
- **Give detailed feedback to price-reports**
- **Calculate PPPs/Send Diagnostic tables monthly**
- **Organise/support specific surveys**



Meeting Progress

Next Steps (Cont'd)

- **Use Semper software to validate data**
- **Send checked price-reports on time**
- **React on Quaranta-table-problems**
- **Send monthly reports**
- **Conduct other data collections**




Arrangements for Data Transmission

Data Entry

- Decentralized (decentralized statistical systems with relatively good IT infrastructure)
- Centralized

Transmission from Collection Centers to National Coordination

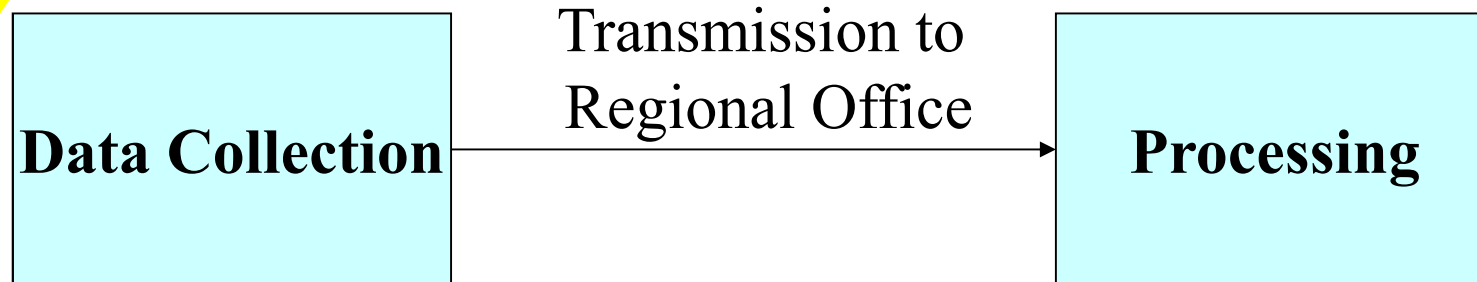
- Data files: Email
- Questionnaires, Diskettes: Rapid Post, Public Transportation, Supervision and other Staff missions



Part III

Data Validation Tools


Arrangements for Data Transmission



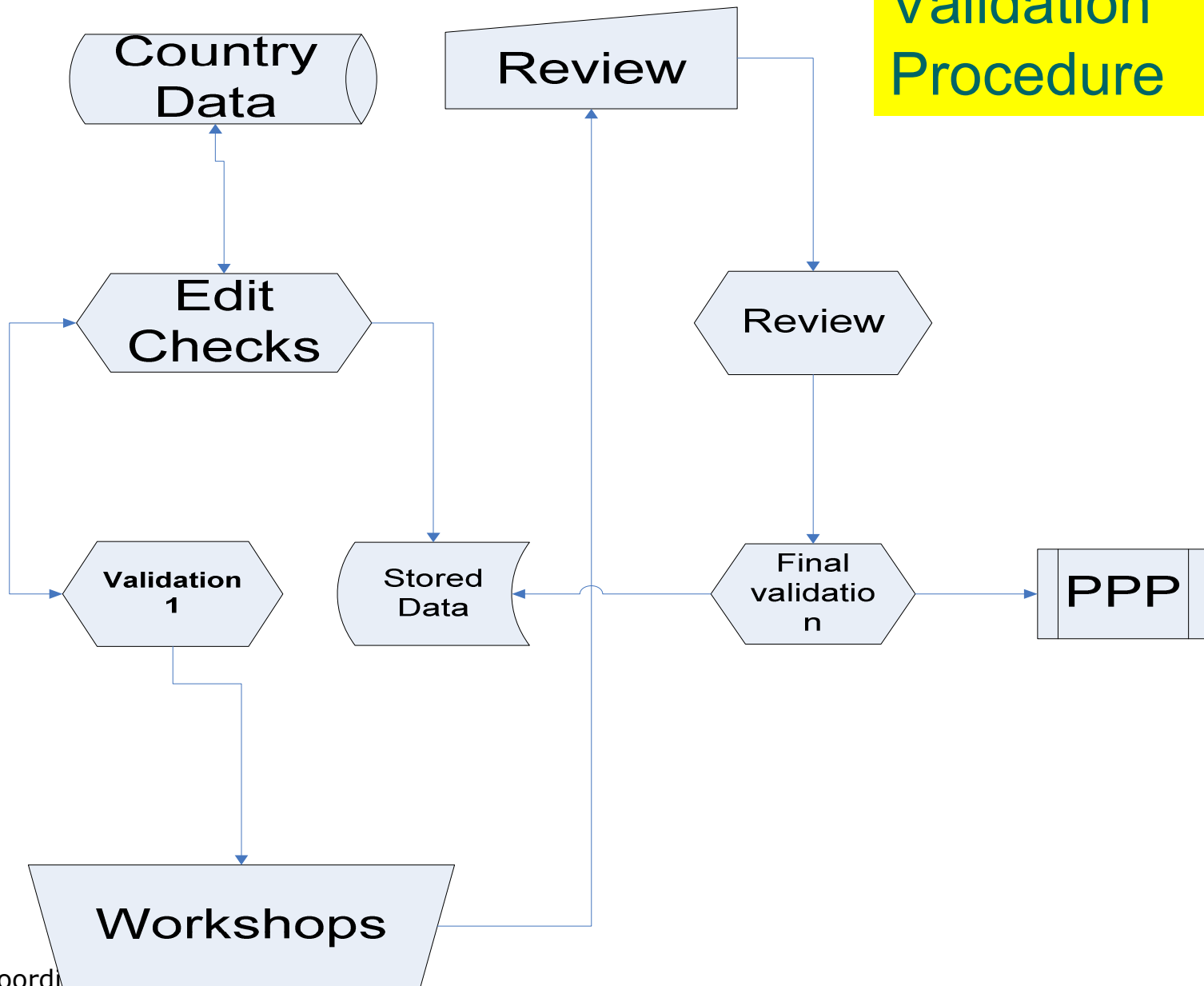
Collection Month M
Regional Coordination
Meeting, Washington DC,
September 2005

Month M + 1

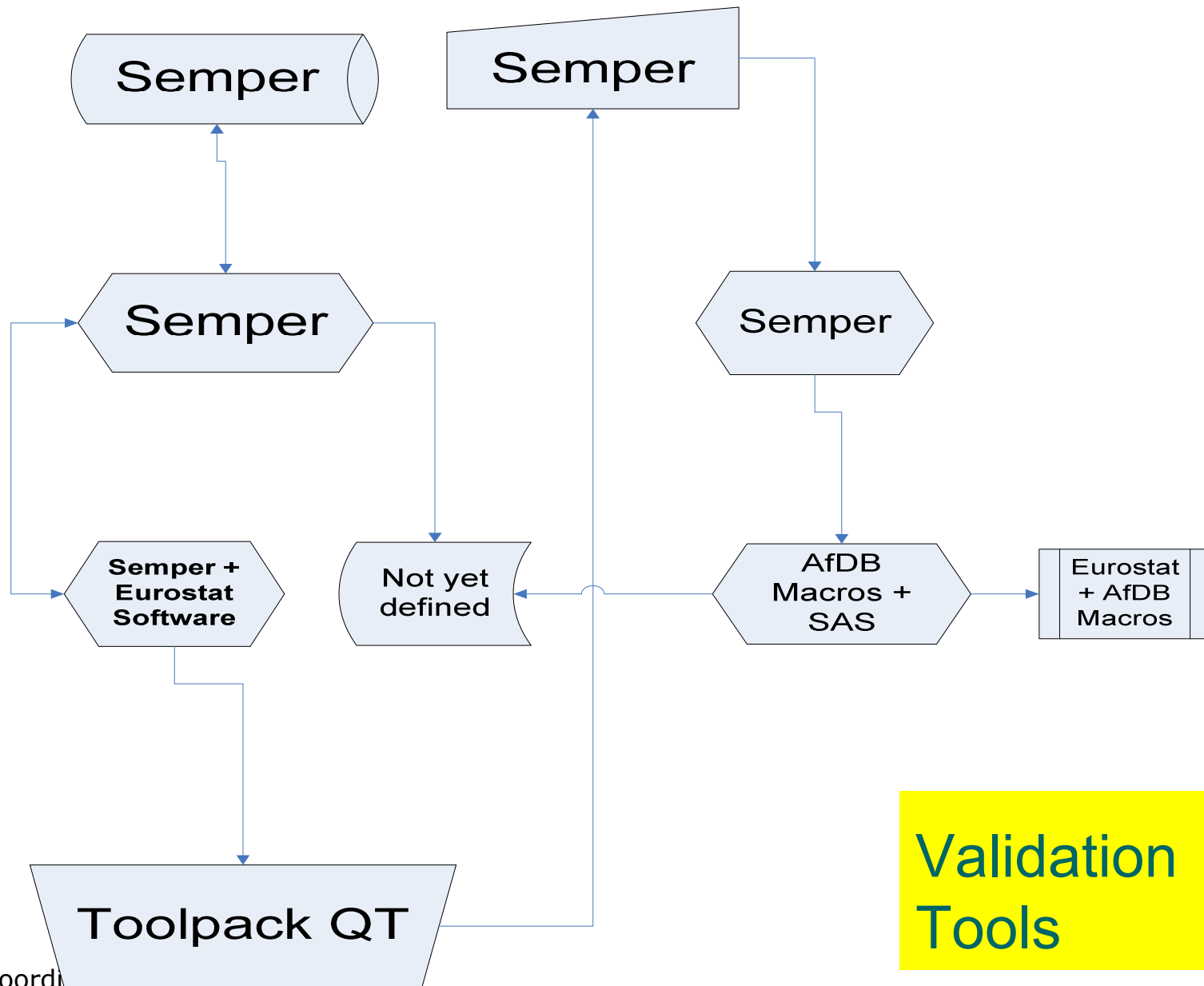

Month M + 2



Validation Procedure



Regional Coord
Meeting, Washington DC,
September 2005



Regional Coord
Meeting, Washington DC,
September 2005

Survey-software-structure

Excel based

**Price collection
sheet**

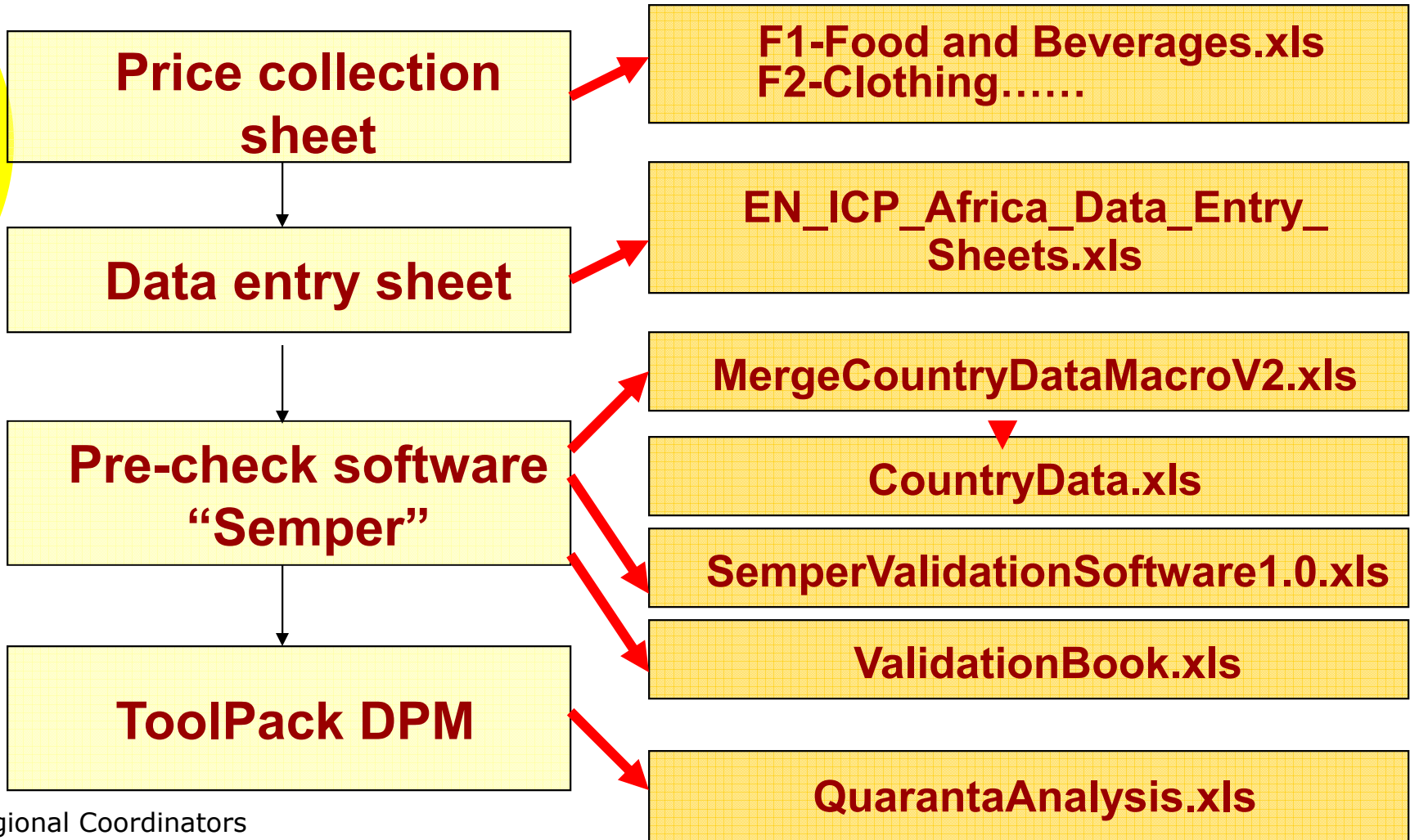
Data entry sheet

**Pre-check software
“Semper”**

ToolPack DPM

**Diagnostic table –
“Quaranta table”**

Existing Files



Files to be exchanged

F1-Food and Beverages.xls
F2-Clothing.....

EN_ICP_Africa_Data_Entry_Sheets.xls

MergeCountryDataMacroV2.xls

CountryData.xls


SemperValidationSoftware1.0.xls

ValidationBook.xls

QuarantaAnalysis.xls

Regional Coordinators
Meeting, Washington DC,
September 2005





Part IV

Other ICP Activities




Other Activities

- Housing Questionnaires
- Government Services: Job Descriptions
- Comments on Ring Items: Submitted to G.O.
- GDP Breakdown: Regional Workshop in Bamako, Mali, from September 26-October 1, 2005



Partnership Matters

- ONS: Missions were successfully organized ;
- INSEE: Ties with Afristat and great help on the Moroccan case;
- Meetings (AfDB, G.O., ONS-UK, INSEE-France): April 25, July 8, November 2, 2005



Part V

Averaging Issues

- Plans for estimating national annual average prices
- Plans to extrapolate 1 or 2 collections to annual



National Average Prices

- **Step 1** - Calculation of the mean of the centre
- **Step 2** - Calculation of the means of the urban and rural zones
- **Step 3** - Calculation of the means of the regions
- **Step 4** - Calculation of the national average



National Average Prices: Weighting Issue

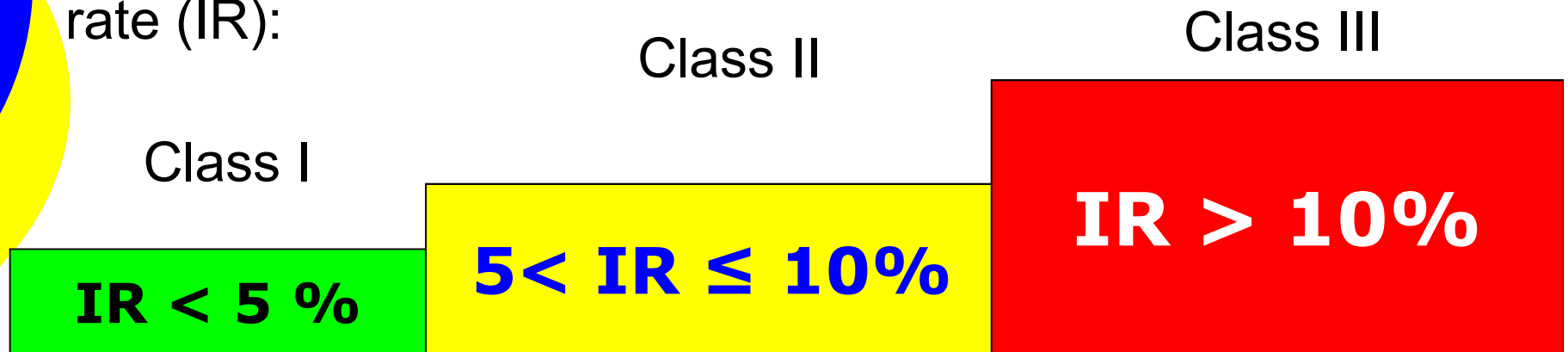
Three possible scenarios:

- **Household consumption data (HHId Surveys, LSMS, DHS, CWIQ, 1-2-3, Education statistics, Health statistics, etc.)**
- **Population data (Census, Election census)**
- **No information available**

Plans to extrapolate 1 or 2 collections to annual

WORK with INSEE-France


Divide countries in three classes on the basis of inflation rate (IR):



Divide products into 5 classes:

1. Non seasonal products
2. Fixed prices (central administration)
3. Specialized retailing chains (cars, telecommunications)
4. Products common to ICP and IPC
5. Others

Regional Coordinators
Meeting, Washington DC,
September 2005



Part VI

Equipment Goods

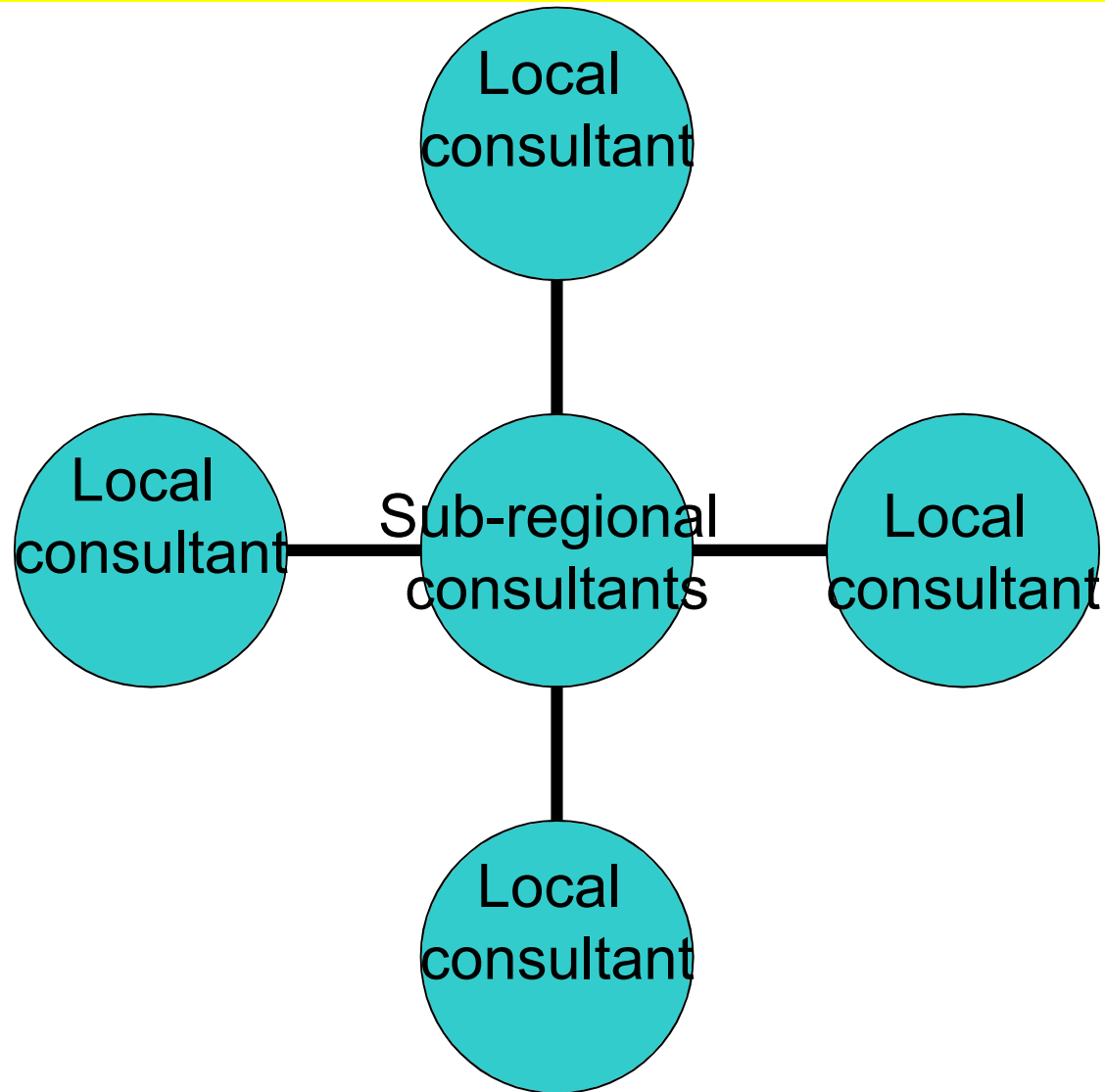
Health PSs



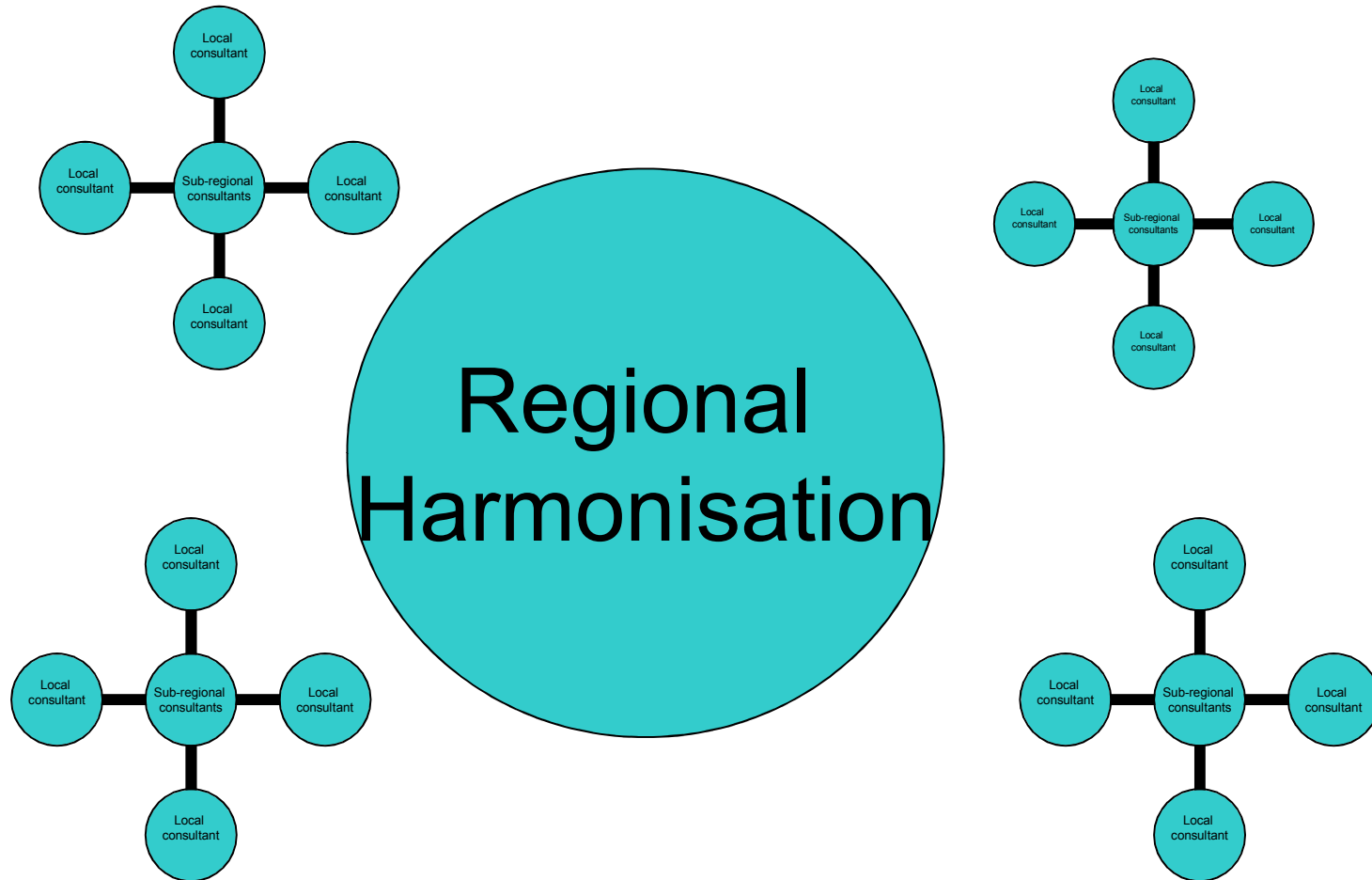
Equipment Goods

- Translation into French
- **Sub-Regional Approach**
- Customizing Equipment List
- **Representativity & Economic Vocations**
- Clustering, Weights and Expenditures (National Accounts)
- **Identification of Data Sources (Local Production, Importation)**
- Availability Vs Actual Transactions
- **Data Entry, Validation, Processing: Questions to G.O.**

Sub-Regional Approach



Equipment Goods




Regional Coordinators
Meeting, Washington DC,
September 2005



Health: Pharmaceutical Products

- **Translation into French: Done**
 - **Data Collection & Data Entry Sheets: Done**
 - **Catalogue: Done**
-
- **Health Services & Other Health Products: PSs prepared**

Pharmaceutical Products



Part VII

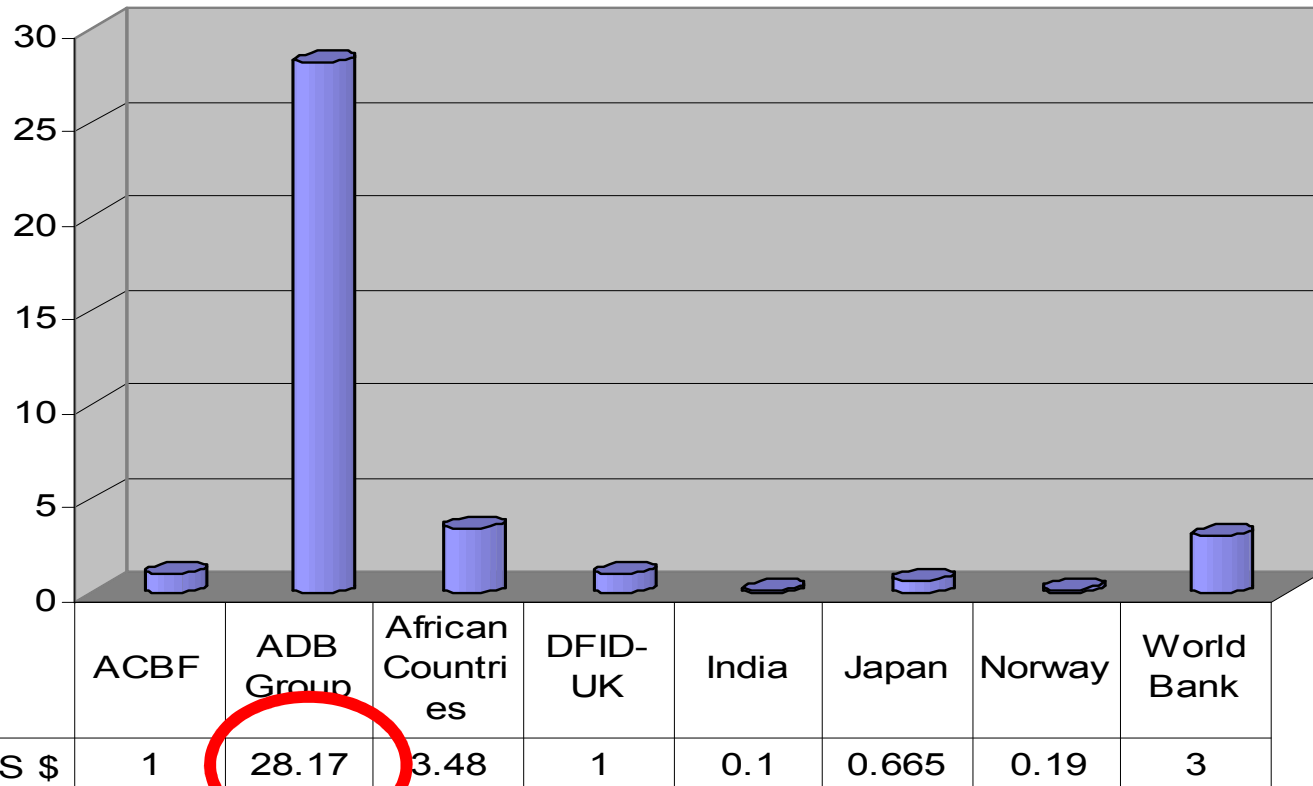
Funding Situation

Funding Situation


(2004-2007):

\$ 37.6 m

Financial Contributions



Regional Coordinators Meeting, Washington DC, September 2005



Thank you